

Remanufactured Compressor Catalog

Haldex/Midland new, like new, and BSI Remanufactured
Haldex, Bendix, Wabco, Cummins and Holset.

REVISED 01/20/10



BRAKE SYSTEMS INC.
2221 NE HOYT, PORTLAND, OR 97232
PH: **503-236-2116** FAX: 503-239-5005
TOLL FREE: 800-452-5734
EMAIL: brakesystems@brakesystemsinc.com



TABLE OF CONTENTS

REMANUFACTURED COMPRESSORS

<i>Description</i>	<i>Page Number</i>
BASE MOUNT COMPRESSORS	
Midland	11-1
Bendix	11-4
SIDE/SLANT MOUNT COMPRESSORS	
Bendix	11-10
MIDLAND FLANGE MOUNT COMPRESSORS	
Caterpillar Applications	11-12
Cummins Applications	11-13
Detroit Diesel Applications	11-15
Mack Applications	11-18
BENDIX FLANGE MOUNT COMPRESSORS	
Caterpillar Applications	11-19
Cummins Applications	11-24
Detroit Diesel Applications	11-26
Mack Applications	11-25, 11-31
Volvo-White Applications	11-34
CUMMINS-HOLSET FLANGE MOUNT COMPRESSORS	
Cummins-Holset	11-35
HEAD ASSEMBLIES	
Midland	11-37
GOVERNORS	
Midland	11-38
Bendix	11-38
MISCELLANEOUS COMPRESSORS	
ACCESSORIES	
TROUBLESHOOTING	



Look to us for Reman Bendix, New & Reman Midland, Holset, Cummins, CAT, Detroit, Mack or special applications. Fast Turnaround on your R&R if we don't have it in stock.

TO INCREASE THE LIFE OF YOUR NEW COMPRESSOR, BE SURE TO CHANGE:

◆YOUR GOVERNOR

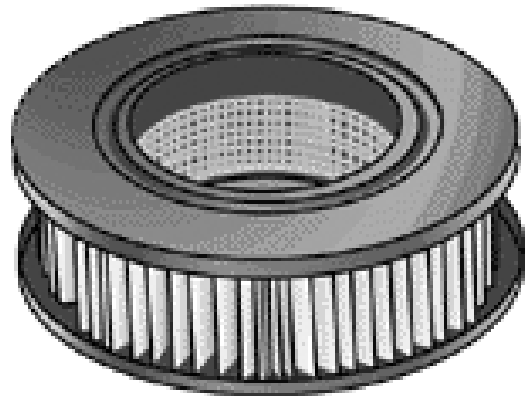
Part #275491



◆YOUR INTAKE FILTER

Part #100696A 3.0 in.

Part #100696E 4.30in.



◆YOUR DISCHARGE LINE

“Made to Order”



**AND INSTALL AN AIR DRYER OR CHANGE THE FILTER.
LOOK TO BSI FOR THE FINEST REMAN PRODUCTS.**

BASE MOUNT COMPRESSORS

11 - REMANUFACTURED
PRODUCTS



Core
Group
700


MIDLAND BASE MOUNT

- Approximate weight 32 lbs.

REPAIR KITS

SERVICE #	DESCRIPTION
RN33C	EL740 Unloader Kit
RN26GV	EL740 Gasket Kit
SN144AA	Installation Kit

SERVICE #	TYPE/MFG.	DRIVE	CATEGORY	COOLING	PORT LOCATIONS		DISCHARGE	NOTES
					INLET	OUTLET		
KN7000X	EL740	Pulley	4 Hole Base	AC	Right	Left	Threaded	End Cap Oil Feed Only



Core
Group
700

- Approximate weight 32 lbs.

REPAIR KITS

SERVICE #	DESCRIPTION
RN33C	EL740 Unloader Kit
RN26GV	EL740 Gasket Kit
SN144AB	Installation Kit

SERVICE #	TYPE/MFG.	DRIVE	CATEGORY	COOLING	PORT LOCATIONS		DISCHARGE	NOTES
					INLET	OUTLET		
KN7010X	EL740	Pulley	4 Hole Base	AC	Right	Right	Flange	Base Oil Option
KN7020X	EL740	Pulley	4 Hole Base	AC	Left	Left	Flange	Base Oil Option



Core
Group
700

- Approximate weight 32 lbs.

REPAIR KITS

SERVICE #	DESCRIPTION
RN33C	EL740 Unloader Kit
RN26GV	EL740 Gasket Kit
SN144AA	Installation Kit

SERVICE #	TYPE/MFG.	DRIVE	CATEGORY	COOLING	PORT LOCATIONS		DISCHARGE	NOTES
					INLET	OUTLET		
KN7030X	EL740	Pulley	4 Hole Base	WC/AC	Right	Left	Threaded	Base Oil Option

WC = Water Cooled

AC = Air Cooled

BASE MOUNT COMPRESSORS

11 - REMANUFACTURED PRODUCTS


MIDLAND BASE MOUNT

- Approximate weight 32 lbs.

REPAIR KITS

SERVICE #	DESCRIPTION
RN33C	EL740 Unloader Kit
RN26GV	EL740 Gasket Kit
SN144AB	Installation Kit

Core
Group
700



SERVICE #	TYPE/MFG.	DRIVE	CATEGORY	COOLING	PORT LOCATIONS		DISCHARGE	NOTES
					INLET	OUTLET		
KN7040X	EL740	Pulley	4 Hole Base	WC/AC	Right	Right	Flange	Non Rotatable Head
KN7050X	EL740	Pulley	4 Hole Base	WC/AC	Left	Left	Flange	Non Rotatable Head

- Approximate weight 25 lbs.

REPAIR KITS

SERVICE #	DESCRIPTION
RN33C	EL740 Unloader Kit
RN26GV	EL740 Gasket Kit
SN144AB	Installation Kit

Core
Group
700



SERVICE #	TYPE/MFG.	DRIVE	CATEGORY	COOLING	PORT LOCATIONS		DISCHARGE	NOTES
					INLET	OUTLET		
KN7041X	EL740	Pulley	4 Hole Base	WC/AC	Left	Left	Flange	Special Bottom Plate For Ford

- Approximate weight 30 lbs.

REPAIR KITS

SERVICE #	DESCRIPTION
RN33C	EL740 Unloader Kit
RN26GV	EL740 Gasket Kit
SN144ABA	Installation Kit

Core
Group
700



SERVICE #	TYPE/MFG.	DRIVE	CATEGORY	COOLING	PORT LOCATIONS		DISCHARGE	NOTES
					INLET	OUTLET		
KN7170X	EL740	Pulley	6 Hole Base	WC/AC	Right	Right	Flange	Base Oil Drain
KN7180X	EL740	Pulley	6 Hole Base	WC/AC	Left	Left	Flange	Base Oil Drain

WC = Water Cooled

AC = Air Cooled

BASE MOUNT COMPRESSORS

11 - REMANUFACTURED
PRODUCTS



Core
Group
850

MIDLAND BASE MOUNT

- Approximate weight 21 lbs.

REPAIR KITS

SERVICE #	DESCRIPTION
RNT26JB	EL850 Unloader Kit
RN26JH	EL850 Gasket Kit
SN144R	Installation Kit

SERVICE #	TYPE/MFG.	DRIVE	CATEGORY	COOLING	PORT LOCATIONS		DISCHARGE	NOTES
					INLET	OUTLET		
KN85020X	EL850	Pulley	4 Hole Base	AC	Right	Top	Threaded	-
KN86020X	EL850	Pulley	4 Hole Base	WC/AC	Right	Top	Threaded	-



Core
Group
1301

- Approximate weight 40 lbs.

REPAIR KITS

SERVICE #	DESCRIPTION
RNT26A	EL1300 Unloader Kit
RN26GW	EL1300 Gasket Kit
SN144	Installation Kit for EL13020X & EL13021X
SN144A	Installation Kit for EL13022X
SN144D	Installation Kit for EL13060X



SERVICE #	TYPE/MFG.	DRIVE	CATEGORY	COOLING	PORT LOCATIONS		DISCHARGE	NOTES
					INLET	OUTLET		
EL13020X	EL1300	Pulley	4 Hole Base	WC	Right	Right	Flange	-
EL13021X	EL1300	Pulley	4 Hole Base	WC	Left	Left	Flange	-
EL13022X	EL1300	Pulley	4 Hole Base	WC	Left	Right	Flange	-
EL13060X	EL1300	Pulley	4 Hole Base	WC	Right	Right	Flange	Base Oil Feed, Must Order Threaded Discharge Flange



Core
Group
1601

- Approximate weight 45 lbs.

REPAIR KITS

SERVICE #	DESCRIPTION
RNT26A	EL1600 Unloader Kit
RN26GW	EL1600 Gasket Kit
SN144	Installation Kit for EL16020X
SN144D	Installation Kit for EL16060X

SERVICE #	TYPE/MFG.	DRIVE	CATEGORY	COOLING	PORT LOCATIONS		DISCHARGE	NOTES
					INLET	OUTLET		
EL16020X	EL1600	Pulley	4 Hole Base	WC	Right	Right	Flange	-
EL16060X	EL1600	Pulley	4 Hole Base	WC	Right	Right	Flange	Base Oil Feed

WC = Water Cooled

AC = Air Cooled


BASE MOUNT COMPRESSORS

11 - REMANUFACTURED PRODUCTS

BENDIX BASE MOUNT

- Approximate weight 34 lbs.

Core
Group
400B




REPAIR KITS

SERVICE #	DESCRIPTION
279614K	Tu-Flo 400 Unloader Kit
280511K	Tu-Flo 400 Gasket Kit
BN144B	Installation Kit

SERVICE #	TYPE/MFG.	DRIVE	CATEGORY	COOLING	PORT LOCATIONS		DISCHARGE	NOTES
					INLET	OUTLET		
227409X	TF400	Pulley	6 Hole Base	WC	Left	Left	Flange	Base Oil Option
227410X	TF400	Pulley	6 Hole Base	WC	Right	Right	Flange	Base Oil Option

- Approximate weight 34 lbs.

Core
Group
400B




REPAIR KITS

SERVICE #	DESCRIPTION
279614K	Tu-Flo 400 Unloader Kit
280511K	Tu-Flo 400 Gasket Kit
BN144A	Installation Kit

SERVICE #	TYPE/MFG.	DRIVE	CATEGORY	COOLING	PORT LOCATIONS		DISCHARGE	NOTES
					INLET	OUTLET		
101242X	TF400	Pulley	4 Hole Base	WC	Left	Left	Flange	Rear Oil Inlet
227400X	TF400	Pulley	4 Hole Base	WC	Left	Left	Flange	Base Oil Inlet
227401X	TF400	Pulley	4 Hole Base	WC	Right	Right	Flange	Base Oil Inlet
227402X	TF400	Pulley	4 Hole Base	WC	Left	Left	Flange	Non Oiler
227403X	TF400	Pulley	4 Hole Base	WC	Right	Right	Flange	Non Oiler
275317X	TF400	Pulley	4 Hole Base	WC	Left	Left	Flange	-

- Approximate weight 34 lbs.

Core
Group
400B



REPAIR KITS

SERVICE #	DESCRIPTION
279614K	Tu-Flo 400 Unloader Kit
280511K	Tu-Flo 400 Gasket Kit
BN144J	Installation Kit for 101142X
BN144C	Installation Kit for 289688X
BN144A	Installation Kit for 289689X

SERVICE #	TYPE/MFG.	DRIVE	CATEGORY	COOLING	PORT LOCATIONS		DISCHARGE	NOTES
					INLET	OUTLET		
101142X	TF400	Pulley	4 Hole Base	WC	Left	Left	Flange	Wide Base
289688X	TF400	Pulley	4 Hole Base	WC	Right	Right	Flange	Bottom Plate, Base Drain

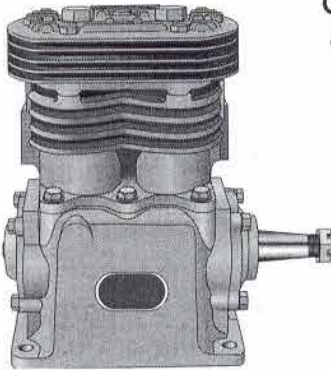
WC = Water Cooled

AC = Air Cooled

BASE MOUNT COMPRESSORS

11 - REMANUFACTURED
PRODUCTS

BENDIX BASE MOUNT



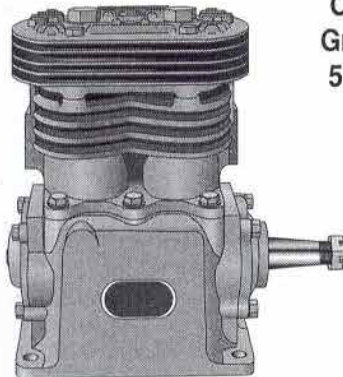
Core
Group
400C

- Approximate weight 34 lbs.

REPAIR KITS

SERVICE #	DESCRIPTION
279614K	Tu-Flo 400 Unloader Kit
280511K	Tu-Flo 400 Gasket Kit
BN144A	Installation Kit

SERVICE #	TYPE/MFG.	DRIVE	CATEGORY	COOLING	PORT LOCATIONS		DISCHARGE	NOTES
					INLET	OUTLET		
227406X	TF400	Pulley	4 Hole Base	AC	Left	Left	Flange	-
227407X	TF400	Pulley	4 Hole Base	AC	Right	Right	Flange	-




Core
Group
500A

- Approximate weight 46 lbs.

REPAIR KITS

SERVICE #	DESCRIPTION
279615K	Tu-Flo 500 Unloader Kit
280512K	Tu-Flo 500 Gasket Kit
BN144A	Installation Kit

SERVICE #	TYPE/MFG.	DRIVE	CATEGORY	COOLING	PORT LOCATIONS		DISCHARGE	NOTES
					INLET	OUTLET		
228141X	TF500	Pulley	4 Hole Base	AC	Left	Left	Flange	-



Core
Group
500A

- Approximate weight 46 lbs.

REPAIR KITS

SERVICE #	DESCRIPTION
279615K	Tu-Flo 500 Unloader Kit
280512K	Tu-Flo 500 Gasket Kit
BN144A	Installation Kit

SERVICE #	TYPE/MFG.	DRIVE	CATEGORY	COOLING	PORT LOCATIONS		DISCHARGE	NOTES
					INLET	OUTLET		
228479X	TF500	Pulley	4 Hole Base	WC	Left	Left	Flange	Thru Drive, Base Oil Option
275990X	TF500	Pulley	4 Hole Base	WC	Right	Right	Flange	Thru Drive, Base Oil Option

WC = Water Cooled


AC = Air Cooled

BASE MOUNT COMPRESSORS

BENDIX BASE MOUNT

- Approximate weight 46 lbs.

Core
Group
500A




REPAIR KITS

SERVICE #	DESCRIPTION
279615K	Tu-Flo 500 & 600 Unloader Kit
280512K	Tu-Flo 500 & 600 Gasket Kit
BN144A	Installation Kit

SERVICE #	TYPE/MFG.	DRIVE	CATEGORY	COOLING	PORT LOCATIONS		DISCHARGE	NOTES
					INLET	OUTLET		
227320X	TF500	Pulley	4 Hole Base	WC	Left	Left	Flange	Base Oil Option
227321X	TF500	Pulley	4 Hole Base	WC	Right	Right	Flange	—
227322X	TF500	Pulley	4 Hole Base	WC	Right	Right	Flange	Base Oil Option
227323X	TF500	Pulley	4 Hole Base	WC	Left	Left	Flange	—
277694X	TF500	Pulley	4 Hole Base	WC	Left	Top	Threaded	—
279356X	TF500	Pulley	4 Hole Base	WC	Left	Left	Flange	Base Oil Option
280453X	TF500	Pulley	4 Hole Base	WC	Right	Top	Flange	Base Oil Option
282076X	TF500	Pulley	4 Hole Base	WC	Right	Top	Threaded	—
283690X	TF500	Pulley	4 Hole Base	WC	Left	Top	Threaded	Base Oil Option
280602X	TF600	Pulley	4 Hole Base	WC	Left	Left	Flange	Base Oil Option
280603X	TF600	Pulley	4 Hole Base	WC	Right	Right	Flange	—
280604X	TF600	Pulley	4 Hole Base	WC	Right	Right	Flange	Base Oil Option
280613X	TF600	Pulley	4 Hole Base	WC	Left	Left	Flange	—

- Approximate weight 46 lbs.

Core
Group
500A




REPAIR KITS

SERVICE #	DESCRIPTION
279615K	Tu-Flo 500 & 600 Unloader Kit
280512K	Tu-Flo 500 & 600 Gasket Kit
BN144B	Installation Kit

SERVICE #	TYPE/MFG.	DRIVE	CATEGORY	COOLING	PORT LOCATIONS		DISCHARGE	NOTES
					INLET	OUTLET		
227331X	TF500	Pulley	6 Hole Base	WC	Left	Left	Flange	Base Oil Option
227332X	TF500	Pulley	6 Hole Base	WC	Right	Right	Flange	Base Oil Option
280610X	TF600	Pulley	6 Hole Base	WC	Left	Left	Flange	Base Oil Option
280611X	TF600	Pulley	6 Hole Base	WC	Right	Right	Flange	Base Oil Option

- Approximate weight 40 lbs.

Core
Group
501B



REPAIR KITS

SERVICE #	DESCRIPTION
279615K	Tu-Flo 501 Unloader Kit
101558K	Tu-Flo 501 Gasket Kit
BN144A	Installation Kit


SERVICE #	TYPE/MFG.	DRIVE	CATEGORY	COOLING	PORT LOCATIONS		DISCHARGE	NOTES
					INLET	OUTLET		
286530X	TF501	Pulley	4 Hole Base	WC/AC	Left	Left	Flange	Thru Drive, Base Oil Feed
286532X	TF501	Pulley	4 Hole Base	WC/AC	Left	Top	Threaded	Thru Drive, Base Oil Feed
286533X	TF501	Pulley	4 Hole Base	WC/AC	Right	Right	Flange	Thru Drive, Base Oil Feed

WC = Water Cooled

AC = Air Cooled

BASE MOUNT COMPRESSORS

11 - REMANUFACTURED
PRODUCTS



Base Style A

Base Style B

Core
Group
501B


BENDIX BASE MOUNT

• Approximate weight 40 lbs.

REPAIR KITS

SERVICE #	DESCRIPTION
279615K	Tu-Flo 501 Unloader Kit
101558K	Tu-Flo 501 Gasket Kit
BN144A	Installation Kit for 286526X, 286527X, 286528X, 286529X, 286560X, 286582X, 286586X, 286591X, 286595X & 286589X
BN144C	Installation Kit for 102698X
BN144S	Installation Kit for 286567X, 286580X & 286592X

SERVICE #	TYPE/MFG.	DRIVE	CATEGORY	COOLING	PORT LOCATIONS		DISCHARGE	NOTES
					INLET	OUTLET		
102698X	TF501	Pulley	Base Style A	WC/AC	Left	Left	Flange	3 Front Cover Studs
286526X	TF501	Pulley	Base Style A	WC/AC	Left	Left	Flange	-
286527X	TF501	Pulley	Base Style A	WC/AC	Right	Right	Flange	-
286528X	TF501	Pulley	Base Style A	WC/AC	Left	Top	Threaded	-
286529X	TF501	Pulley	Base Style A	WC/AC	Right	Top	Threaded	-
286560X	TF501	Pulley	Base Style A	WC/AC	Left	Top	Threaded	4 Front Cover Studs
286567X	TF501	Pulley	No Base	WC/AC	Right	Top	Threaded	-
286580X	TF501	Pulley	No Base	WC/AC	Left	Left	Flange	-
286582X	TF501	Pulley	Base Style A	WC/AC	Left	Top	Threaded	3 Front Cover Studs
286586X	TF501	Pulley	Base Style A	WC/AC	Left	Left	Flange	-
286589X	TF501	Pulley	Base Style A	WC/AC	Right	Right	Flange	-
286591X	TF501	Pulley	Base Style B	WC/AC	Right	Right	Flange	-
286592X	TF501	Pulley	No Base	WC/AC	Right	Right	Flange	-
286595X	TF501	Pulley	Base Style B	WC/AC	Right	Top	Threaded	-



Core
Group
501B

• Approximate weight 40 lbs.

REPAIR KITS

SERVICE #	DESCRIPTION
279615K	Tu-Flo 501 Unloader Kit
101558K	Tu-Flo 501 Gasket Kit
BN144B	Installation Kit for 286535X, 286537X, 286576X, 286578X & 286536X
BN144J	Installation Kit for 102989X & 286585X

SERVICE #	TYPE/MFG.	DRIVE	CATEGORY	COOLING	PORT LOCATIONS		DISCHARGE	NOTES
					INLET	OUTLET		
102989X	TF501	Pulley	6 Hole Base	WC/AC	Right	Right	Threaded	Special Base for Ford
286535X	TF501	Pulley	6 Hole Base	WC/AC	Right	Right	Flange	-
286536X	TF501	Pulley	6 Hole Base	WC/AC	Right	Top	Threaded	-
286537X	TF501	Pulley	6 Hole Base	WC/AC	Left	Top	Threaded	-
286576X	TF501	Pulley	6 Hole Base	WC/AC	Right	Right	Flange	-
286578X	TF501	Pulley	6 Hole Base	WC/AC	Left	Left	Flange	Oil Port Reversed
286585X	TF501	Pulley	6 Hole Base	WC/AC	Left	Left	Flange	Special Base for Ford

WC = Water Cooled

AC = Air Cooled

BASE MOUNT COMPRESSORS


BENDIX BASE MOUNT

- Approximate weight 53 lbs.

REPAIR KITS

SERVICE #	DESCRIPTION
107515K	Unloader Kit
BN144A	Installation Kit

Core
Group
550A




SERVICE #	TYPE/MFG.	DRIVE	CATEGORY	COOLING	PORT LOCATIONS		DISCHARGE	NOTES
					INLET	OUTLET		
107514X	TF550	Pulley	4 Hole Base	WC/AC	Left	Top	Threaded	-
107866X	TF550	Pulley	4 Hole Base	WC/AC	Right	Top	Threaded	Special Base for Ford
108066X	TF550	Pulley	4 Hole Base	WC/AC	Left	Top	Threaded	GMC 530
108110X	TF550	Pulley	4 Hole Base	WC/AC	Left	Top	Threaded	Navistar Studs
108277X	TF550	Pulley	4 Hole Base	WC/AC	Left	Top	Threaded	-

Core
Group
501B

- Approximate weight 46 lbs.

REPAIR KITS

SERVICE #	DESCRIPTION
279615K	Tu-Flo 700 Unloader Kit
101559K	Tu-Flo 700 Gasket Kit
BN144A	Installation Kit



SERVICE #	TYPE/MFG.	DRIVE	CATEGORY	COOLING	PORT LOCATIONS		DISCHARGE	NOTES
					INLET	OUTLET		
101256X	TF700	Pulley	4 Hole Base	WC	Right	Right/Top	Optional	-
289350X	TF700	Pulley	4 Hole Base	WC	Left	Left/Top	Optional	-

Core
Group
700B

- Approximate weight 46 lbs.

REPAIR KITS

SERVICE #	DESCRIPTION
279615K	Tu-Flo 700 Unloader Kit
101559K	Tu-Flo 700 Gasket Kit
BN144B	Installation Kit



SERVICE #	TYPE/MFG.	DRIVE	CATEGORY	COOLING	PORT LOCATIONS		DISCHARGE	NOTES
					INLET	OUTLET		
289924X	TF700	Pulley	6 Hole Base	WC	Right	Right/Top	Optional	Base Oil Option

WC = Water Cooled

AC = Air Cooled

Optional Discharge = Top or Left

BASE MOUNT COMPRESSORS

BENDIX BASE MOUNT




Core
Group
1001

- Approximate weight 75 lbs.

REPAIR KITS

SERVICE #	DESCRIPTION
BN144A & BN144C	Installation Kits, Need One Of Each Kit For Installation.

SERVICE #	TYPE/MFG.	DRIVE	CATEGORY	COOLING	PORT LOCATIONS		DISCHARGE	NOTES
					INLET	OUTLET		
229990X	TF1000	Pulley	Vert. Mount	WC	Middle	Middle	Flange	—



Core
Group
2150

- Approximate weight 29 lbs.
- Cylinder head can be installed in any one of four different positions 90° apart.
- * **May Have Old Style Head.**

REPAIR KITS

SERVICE #	DESCRIPTION
BN144R	Installation Kit
108847K	Unloader Kit For 3/8" Unloader Piston ONLY
108848K	Maintenance Kit For 1/4" Unloader Piston

108847K CAN NOT BE USED IF THE COMPRESSOR TO BE SERVICED HAS AN UNLOADER PISTON OF 1/4" DIA. USE MAINTENANCE KIT 108848K IN SERVICING COMPRESSOR.



Unloader
Piston Diameter

SERVICE #	TYPE/MFG.	DRIVE	CATEGORY	COOLING	PORT LOCATIONS		DISCHARGE	NOTES
					INLET	OUTLET		
104039X*	2150	Pulley	4 Hole Base	WC/AC	Optional	Optional	Threaded	—
104041X*	2150	Pulley	4 Hole Base	WC/AC	Optional	Optional	Threaded	Low Profile Case
107221X	2150	Pulley	4 Hole Base	WC/AC	Optional	Optional	Threaded	New Style Head
106985X	2150	Pulley	4 Hole Base	WC/AC	Optional	Optional	Threaded	Base Oil Drain, New Style Head

WC = Water Cooled

AC = Air Cooled

11 - REMANUFACTURED
PRODUCTS

SIDE/SLANT MOUNT COMPRESSORS

11 - REMANUFACTURED PRODUCTS


BENDIX SIDE/SLANT MOUNT

- Approximate weight 34 lbs.

REPAIR KITS

SERVICE #	DESCRIPTION
279614K	Tu-Flo 400 Unloader Kit
280511K	Tu-Flo 400 Gasket Kit
BN144C	Installation Kit

Core
Group
400C



SERVICE #	TYPE/MFG.	DRIVE	CATEGORY	COOLING	PORT LOCATIONS		DISCHARGE	NOTES
					INLET	OUTLET		
279037X	TF400	Pulley	Side Mount	AC	Right	Right	Flange	Drain In Rear
279712X	TF400	Pulley	Side Mount	AC	Left	Left	Flange	Drain In Rear
283506X	TF400	Pulley	Side Mount	AC	Left	Left	Flange	Drain In Front

- Approximate weight 34 lbs.

REPAIR KITS

SERVICE #	DESCRIPTION
279614K	Tu-Flo 400 Unloader Kit
280511K	Tu-Flo 400 Gasket Kit
BN144D	Installation Kit

Core
Group
400H




SERVICE #	TYPE/MFG.	DRIVE	CATEGORY	COOLING	PORT LOCATIONS		DISCHARGE	NOTES
					INLET	OUTLET		
229077X	TF400	Pulley	Slant Mount	WC	Left	Top	Threaded	-
283505X	TF400	Pulley	Slant Mount	WC	Right	Top	Threaded	-

- Approximate weight 46 lbs.

REPAIR KITS

PART #	DESCRIPTION
279615K	Tu-Flo 500 Unloader Kit
280512K	Tu-Flo 500 Gasket Kit
BN144C	Installation Kit

Core
Group
500A




PART #	TYPE/MFG.	DRIVE	CATEGORY	COOLING	PORT LOCATIONS		DISCHARGE	NOTES
					INLET	OUTLET		
228366X	TF500	Pulley	Side Mount	WC	Right	Right	Flange	Ford, Drain In Rear
283514X	TF500	Pulley	Side Mount	WC	Left	Left	Flange	Ford, Drain In Front
283585X	TF500	Pulley	Side Mount	WC	Right	Right	Flange	Ford, Drain In Front

WC = Water Cooled

AC = Air Cooled

SIDE/SLANT MOUNT COMPRESSORS

11 - REMANUFACTURED
PRODUCTS



Core
Group
500A


BENDIX SIDE/SLANT MOUNT

- Approximate weight 46 lbs.

REPAIR KITS

SERVICE #	DESCRIPTION
279615K	Tu-Flo 500 Unloader Kit
280512K	Tu-Flo 500 Gasket Kit
BN144D	Installation Kit

SERVICE #	TYPE/MFG.	DRIVE	CATEGORY	COOLING	PORT LOCATIONS		DISCHARGE	NOTES
					INLET	OUTLET		
229078X	TF500	Pulley	Slant Mount	WC	Left	Top	Threaded	-
283513X	TF500	Pulley	Slant Mount	WC	Right	Top	Threaded	-



Core
Group
501B

- Approximate weight 40 lbs.

REPAIR KITS

SERVICE #	DESCRIPTION
279615K	Tu-Flo 501 Unloader Kit
101558K	Tu-Flo 501 Gasket Kit
BN144C	Installation Kit for 286556X, 286557X & 286565X
BN144S	Installation Kit for 286564X

SERVICE #	TYPE/MFG.	DRIVE	CATEGORY	COOLING	PORT LOCATIONS		DISCHARGE	NOTES
					INLET	OUTLET		
102734X	TF501	Pulley	Side Mount	WC	Left	Left	Flange	Drain in Rear
286556X	TF501	Pulley	Side Mount	WC	Right	Right	Flange	Drain in Front
286557X	TF501	Pulley	Side Mount	WC	Right	Top	Threaded	Drain in Front
286564X	TF501	Pulley	Side Mount	WC	Left	Left	Flange	No Bottom Plate
286565X	TF501	Pulley	Side Mount	WC	Right	Right	Flange	Drain in Front



Core
Group
501B

- Approximate weight 40 lbs.

REPAIR KITS

SERVICE #	DESCRIPTION
279615K	Tu-Flo 501 Unloader Kit
101558K	Tu-Flo 501 Gasket Kit
BN144K	Installation Kit

SERVICE #	TYPE/MFG.	DRIVE	CATEGORY	COOLING	PORT LOCATIONS		DISCHARGE	NOTES
					INLET	OUTLET		
286558X	TF501	Pulley	Slant Mount	WC/AC	Right	Top	Threaded	Base Oil Option
286561X	TF501	Pulley	Slant Mount	WC/AC	Left	Top	Threaded	Base Oil Option
286562X	TF501	Pulley	Slant Mount	WC/AC	Left	Top	Threaded	Base Oil Option

WC = Water Cooled

AC = Air Cooled

FLANGE MOUNT COMPRESSORS

11 - REMANUFACTURED
PRODUCTS


MIDLAND FLANGE MOUNT (Caterpillar Application)

- Approximate weight 45 lbs.

REPAIR KITS

SERVICE #	DESCRIPTION
RNT26A	EL1300 Unloader Kit
RN26HA	EL1300 Gasket Kit
SN144F	Installation Kit for EL13080X & EL13081X
SN144N	Installation Kit for EL13170X & EL13200X

Core
Group
1300




SERVICE #	TYPE/MFG.	DRIVE	CATEGORY	COOLING	PORT LOCATIONS		DISCHARGE	NOTES
					INLET	OUTLET		
EL13080X	EL1300	Engine	CAT 1673-1674	WC	Right	Right	Flange	Tapered Shaft
EL13081X	EL1300	Engine	CAT 3406B	WC	Right	Right	Flange	Block 180° Rotated
EL13170X	EL1300	Engine	CAT 3406	WC	Right	Right	Flange	Tapered Shaft w/Thrd. Flange
EL13200X	EL1300	Engine	CAT 3406B	WC	Right	Right	Flange	Tapered Shaft w/Thrd. Flange
EL13301X	EL1300	Engine	CAT 3176	WC	Right	Right	Flange	Spline Shaft

- Approximate weight 45 lbs.

REPAIR KITS

SERVICE #	DESCRIPTION
RNT26A	EL1300 Unloader Kit
RN26HA	EL1300 Gasket Kit
SN144K	Installation Kit

Core
Group
1300



SERVICE #	TYPE/MFG.	DRIVE	CATEGORY	COOLING	PORT LOCATIONS		DISCHARGE	NOTES
					INLET	OUTLET		
EL13120X	EL1300	Engine	CAT 3406A	WC	Right	Right	Flange	Spline Shaft, Base Drain

- Approximate weight 46 lbs.

REPAIR KITS

SERVICE #	DESCRIPTION
RNT26A	EL1300 Unloader Kit
RN26HA	EL1300 Gasket Kit
SN144L	Installation Kit

Core
Group
1300




SERVICE #	TYPE/MFG.	DRIVE	CATEGORY	COOLING	PORT LOCATIONS		DISCHARGE	NOTES
					INLET	OUTLET		
EL13151X	EL1300	Engine	CAT 3306	WC	Right	Right	Flange	Spline Shaft

WC = Water Cooled

AC = Air Cooled

FLANGE MOUNT COMPRESSORS

11 - REMANUFACTURED
PRODUCTS



Core
Group
1600


MIDLAND FLANGE MOUNT (Caterpillar Application)

- Approximate weight 45 lbs.

REPAIR KITS

SERVICE #	DESCRIPTION
RNT26A	EL1600 Unloader Kit
RN26HA	EL1600 Gasket Kit
SN144F	Installation Kit For EL16080X
SN144N	Installation Kit For EL16200X

SERVICE #	TYPE/MFG.	DRIVE	CATEGORY	COOLING	PORT LOCATIONS		DISCHARGE	NOTES
					INLET	OUTLET		
EL16080X	EL1600	Engine	CAT 1673-1674	WC	Right	Right	Flange	Tapered Shaft
EL16200X	EL1600	Engine	CAT 3406B	WC	Right	Right	Flange	Tapered Shaft, Thrd. Mt. Holes




Core
Group
1600

- Approximate weight 45 lbs.

REPAIR KITS

SERVICE #	DESCRIPTION
RNT26A	EL1600 Unloader Kit
RN26HA	EL1600 Gasket Kit
SN144K	Installation Kit

SERVICE #	TYPE/MFG.	DRIVE	CATEGORY	COOLING	PORT LOCATIONS		DISCHARGE	NOTES
					INLET	OUTLET		
EL16120X	EL1600	Engine	CAT	WC	Right	Right	Flange	Spline Shaft, Base Drain



Core
Group
850

MIDLAND FLANGE MOUNT (Cummins Application)

- Approximate weight 27 lbs.
- Service units require the purchase of thru-drive kit **SN3072BW** for thru-drive applications.

REPAIR KITS

SERVICE #	DESCRIPTION
RNT26JB	EL850 Unloader Kit
RN26JH	EL850 Gasket Kit
SN144AM	Installation Kit

SERVICE #	TYPE/MFG.	DRIVE	CATEGORY	COOLING	PORT LOCATIONS		DISCHARGE	NOTES
					INLET	OUTLET		
KNT85230X	EL850	Engine	CUM B-Series	AC	Right	Top	Threaded	Tapered Shaft
KNT86230X	EL850	Engine	CUM B-Series	WC	Right	Top	Threaded	Tapered Shaft

WC = Water Cooled


AC = Air Cooled

FLANGE MOUNT COMPRESSORS

MIDLAND FLANGE MOUNT (Cummins Application)

- Approximate weight 31 lbs.
- Service units require the purchase of thru-drive kit **SN3072BW** for thru-drive applications.
- Head Rotatable

Core
Group
850




REPAIR KITS

SERVICE #	DESCRIPTION
RNT26JB	EL850 Unloader Kit
RN26JH	EL850 Gasket Kit
SN144AM	Installation Kit

SERVICE #	TYPE/MFG.	DRIVE	CATEGORY	COOLING	INTAKE MANIFOLD LOCATION	TYPE DISCHARGE	NOTES
KNT85230X	EL850	Engine	CUM B-Series	AC	Right	Front-Threaded	Tapered Shaft
KNT86230X	EL850	Engine	CUM B-Series	WC	Right	Front-Threaded	Tapered Shaft

- Approximate weight 49 lbs.
- Head Rotatable

Core
Group
1300




REPAIR KITS

SERVICE #	DESCRIPTION
RNT26A	EL1300 Unloader Kit
RN26HA	EL1300 Gasket Kit
SN144B	Installation Kit

SERVICE #	TYPE/MFG.	DRIVE	CATEGORY	COOLING	ROTATION		TYPE DISCHARGE	NOTES
					HEAD	BLOCK		
EL13040X	EL1300	Engine	CUM In-Line	WC	Right	Right	Top/Flange	—

- Approximate weight 50 lbs.
- Head Rotatable

Core
Group
1300



REPAIR KITS

SERVICE #	DESCRIPTION
RNT26A	EL1300 Unloader Kit
RN26GX	EL1300 Gasket Kit
SN144BA	Installation Kit

SERVICE #	TYPE/MFG.	DRIVE	CATEGORY	COOLING	ROTATION		TYPE DISCHARGE	NOTES
					HEAD	BLOCK		
EL13220X	EL1300	Engine	CUM C-Series	WC	Right	Right	Flange	—

Note: Port Orientation viewed from front.


WC = Water Cooled

AC = Air Cooled

FLANGE MOUNT COMPRESSORS

11 - REMANUFACTURED
PRODUCTS

MIDLAND FLANGE MOUNT (Detroit Diesel Application)




Core
Group
700

- Approximate weight 30 lbs.

REPAIR KITS

SERVICE #	DESCRIPTION
RN33C	EL740 Unloader Kit
RN26GT	EL740 Gasket Kit
SN144AC	Installation Kit

SERVICE #	TYPE/MFG.	DRIVE	CATEGORY	COOLING	PORT LOCATIONS		DISCHARGE	NOTES
					INLET	OUTLET		
KN7070X	EL740	Engine	DDC 0° Tilt	WC	Right	Right	Flange	-
KN7080X	EL740	Engine	DDC 0° Tilt	WC	Left	Left	Flange	-




Core
Group
1300

- Approximate weight 45 lbs.

REPAIR KITS

SERVICE #	DESCRIPTION
RNT26A	EL1300 Unloader Kit
RN26GY	EL1300 Gasket Kit
SN144AP	Installation Kit For EL13051X
SN144C	Installation Kit For EL13050X
SN144E	Installation Kit For EL13070X

SERVICE #	TYPE/MFG.	DRIVE	CATEGORY	COOLING	PORT LOCATIONS		DISCHARGE	NOTES
					INLET	OUTLET		
EL13050X	EL1300	Engine	DDC 0° Tilt	WC	Right	Right	Flange	-
EL13051X	EL1300	Engine	DDC 0° Tilt	WC	Right	Left	Flange	60-Series, Non-Thru Drive
EL13070X	EL1300	Engine	DDC 1° Tilt	WC	Right	Left	Flange	-



Core
Group
1300

- Approximate weight 45 lbs.

REPAIR KITS

SERVICE #	DESCRIPTION
RNT26A	EL1300 Unloader Kit
RN26GY	EL1300 Gasket Kit
SN144G	Installation Kit For EL13090X
SN144H	Installation Kit For EL13100X
SN144M	Installation Kit For EL13160X

SERVICE #	TYPE/MFG.	DRIVE	CATEGORY	COOLING	PORT LOCATIONS		DISCHARGE	NOTES
					INLET	OUTLET		
EL13090X	EL1300	Engine	DDC 41° Tilt	WC	Right	Right	Flange	-
EL13100X	EL1300	Engine	DDC 50° Tilt	WC	Right	Right	Flange	-
EL13160X	EL1300	Engine	DDC 45° Tilt	WC	Left	Right	Flange	-

WC = Water Cooled

AC = Air Cooled

FLANGE MOUNT COMPRESSORS

11 - REMANUFACTURED PRODUCTS



MIDLAND FLANGE MOUNT (Detroit Diesel Application)

Core
Group
1353

- Approximate weight 45 lbs.

REPAIR KITS

SERVICE #	DESCRIPTION
RNT26A	EL1300 Unloader Kit
RN26GY	EL1300 Gasket Kit
SN144BD	Installation Kit



SERVICE #	TYPE/MFG.	DRIVE	CATEGORY	COOLING	PORT LOCATIONS		DISCHARGE	NOTES
					INLET	OUTLET		
EL13053X	EL1300	Engine	DDC 0° Tilt	WC	Right	Left	Flange	60-Series Thru Drive

- Approximate weight 46 lbs.

REPAIR KITS

SERVICE #	DESCRIPTION
RNT26A	EL1600 Unloader Kit
RN26GY	EL1600 Gasket Kit
SN144AP	Installation Kit For EL16051X
SN144C	Installation Kit For EL16050X
SN144E & SN3711G	Installation Kits For EL16070X,
SN144E	Need One Of Each Kit For Installation
	Installation Kit For EL16072X

Core
Group
1600




SERVICE #	TYPE/MFG.	DRIVE	CATEGORY	COOLING	PORT LOCATIONS		DISCHARGE	NOTES
					INLET	OUTLET		
EL16050X	EL1600	Engine	DDC 0° Tilt	WC	Right	Right	Flange	—
EL16051X	EL1600	Engine	DDC 0° Tilt	WC	Right	Left	Flange	60-Series Non-Thru Drive
EL16070X	EL1600	Engine	DDC 1° Tilt	WC	Right	Left	Flange	—
EL16072X	EL1600	Engine	DDC 4° Tilt	WC	Right	Left	Flange	—

- Approximate weight 46 lbs.

REPAIR KITS

SERVICE #	DESCRIPTION
RNT26A	EL1600 Unloader Kit
RN26GY	EL1600 Gasket Kit
SN144C	Installation Kit For EL16250X
SN144G	Installation Kit For EL16090X
SN144H	Installation Kit For EL16100X
SN144M	Installation Kit For EL16160X

Core
Group
1600



SERVICE #	TYPE/MFG.	DRIVE	CATEGORY	COOLING	PORT LOCATIONS		DISCHARGE	NOTES
					INLET	OUTLET		
EL16090X	EL1600	Engine	DDC 41° Tilt	WC	Right	Right	Flange	—
EL16100X	EL1600	Engine	DDC 50° Tilt	WC	Right	Right	Flange	—
EL16160X	EL1600	Engine	DDC 45° Tilt	WC	Left	Right	Flange	—
EL16250X	EL1600	Engine	DDC 75° Tilt	WC	Left	Left	Flange	—


WC = Water Cooled

AC = Air Cooled

FLANGE MOUNT COMPRESSORS


11 - REMANUFACTURED
PRODUCTS

MIDLAND FLANGE MOUNT (Detroit Diesel Application)



Core
Group
1653

- Approximate weight 46 lbs.



REPAIR KITS

SERVICE #	DESCRIPTION
RNT26A	EL1600 Unloader Kit
RN26GY	EL1600 Gasket Kit
SN144BD	Installation Kit

SERVICE #	TYPE/MFG.	DRIVE	CATEGORY	COOLING	PORT LOCATIONS		DISCHARGE	NOTES
					INLET	OUTLET		
EL16053X	EL1600	Engine	DDC 0° Tilt	WC	Right	Left	Flange	60-Series Thru Drive

Core
Groups
1331
&
1631*



- EL13312X - Approximate weight 75 lbs.
- EL16312X - Approximate weight 76 lbs.

REPAIR KITS

SERVICE #	DESCRIPTION
RNT26A	EL1300 & EL1600 Unloader Kit
RN26GY	EL1300 & EL1600 Gasket Kit
SN144BE	Installation Kit

SERVICE #	TYPE/MFG.	DRIVE	CATEGORY	COOLING	PORT LOCATIONS		DISCHARGE	NOTES
					INLET	OUTLET		
EL13312X	EL1300	Engine	DDC 0° Tilt	WC	Right	Top	Flange	60-Series, Thru Drive Adapterless
EL16312X*	EL1600	Engine	DDC 0° Tilt	WC	Right	Top	Flange	60-Series, Thru Drive Adapterless

WC = Water Cooled

AC = Air Cooled

FLANGE MOUNT COMPRESSORS

MIDLAND FLANGE MOUNT (Mack Application)

- Approximate weight 45 lbs.

REPAIR KITS

SERVICE #	DESCRIPTION
RNT26A	EL1300 Unloader Kit
RN26GZ	EL1300 Gasket Kit
SN144J	Installation Kit

Core
Group
1300

SERVICE #	TYPE/MFG.	DRIVE	CATEGORY	COOLING	PORT LOCATIONS		DISCHARGE	NOTES
					INLET	OUTLET		
EL13111X	EL1300	Engine	Mack Ext. Flg.	WC	Left	Left	Flange	Power Steering
EL13112X	EL1300	Engine	Mack Ext. Flg.	WC	Left	Left	Flange	Gear Included

- Approximate weight 97 lbs.

REPAIR KITS

SERVICE #	DESCRIPTION
RNT26A (2)	EL3200 Unloader Kit
RN26GY (2)	EL3200 Gasket Kit
SN144X	Installation Kit

Core
Group
1400

SERVICE #	TYPE/MFG.	DRIVE	CATEGORY	COOLING	PORT LOCATIONS		DISCHARGE	NOTES
					INLET	OUTLET		
EL14111X	EL3200	Engine	Mack In-Line	WC	Left/Left	Left/Right	Flange	Crankshaft Oil Feed

- Approximate weight 46 lbs.

REPAIR KITS

SERVICE #	DESCRIPTION
RNT26A	EL1600 Unloader Kit
RN26GZ	EL1600 Gasket Kit
SN144J	Installation Kit

Core
Group
1600

SERVICE #	TYPE/MFG.	DRIVE	CATEGORY	COOLING	PORT LOCATIONS		DISCHARGE	NOTES
					INLET	OUTLET		
EL16111X	EL1600	Engine	Mack Ext. Flg.	WC	Left	Left	Flange	Power Steering
EL16112X	EL1600	Engine	Mack Ext. Flg.	WC	Left	Left	Flange	Gear Included

WC = Water Cooled

AC = Air Cooled

FLANGE MOUNT COMPRESSORS

11 - REMANUFACTURED
PRODUCTS

BENDIX FLANGE MOUNT (Caterpillar Application)

Picture not
available


Core
Group
400J

- Approximate weight 46 lbs.

REPAIR KITS

SERVICE #	DESCRIPTION
279614K	Tu-Flo 400 Unloader Kit

SERVICE #	TYPE/MFG.	DRIVE	CATEGORY	COOLING	PORT LOCATIONS		DISCHARGE	NOTES
					INLET	OUTLET		
283533X	TF400	Engine	CAT	WC	Left	Left	Flange	Spline Shaft




Core
Group
500A

- Approximate weight 46 lbs.

REPAIR KITS

SERVICE #	DESCRIPTION
279615K	Tu-Flo 500 Unloader Kit
280512K	Tu-Flo 500 Gasket Kit
BN144F	Installation Kit

SERVICE #	TYPE/MFG.	DRIVE	CATEGORY	COOLING	PORT LOCATIONS		DISCHARGE	NOTES
					INLET	OUTLET		
277730X	TF500	Engine	CAT	WC	Right	Right	Flange	Spline Shaft
277731X	TF500	Engine	CAT	WC	Left	Left	Flange	Spline Shaft
282025X	TF500	Engine	CAT	WC	Left	Left	Flange	Spline Shaft



Core
Group
500A

- Approximate weight 46 lbs.

REPAIR KITS

SERVICE #	DESCRIPTION
279615K	Tu-Flo 500 & 600 Unloader Kit
280512K	Tu-Flo 500 & 600 Gasket Kit
BN144F	Installation Kit

SERVICE #	TYPE/MFG.	DRIVE	CATEGORY	COOLING	PORT LOCATIONS		DISCHARGE	NOTES
					INLET	OUTLET		
279995X	TF500	Engine	CAT 3406	WC	Left	Left	Flange	Tapered Shaft
284260X	TF500	Engine	CAT 3406	WC	Right	Top	Flange	Tapered Shaft
284310X	TF500	Engine	CAT 3406	WC	Right	Top	Flange	Tapered Shaft
280556X	TF600	Engine	CAT 3406	WC	Left	Left	Flange	Tapered Shaft
280774X	TF600	Engine	CAT 3406	WC	Left	Left	Flange	Tapered Shaft
281157X	TF600	Engine	CAT 3406	WC	Right	Right	Flange	Tapered Shaft

Picture not
available

Core
Group
500B

- Approximate weight 46 lbs.

REPAIR KITS

SERVICE #	DESCRIPTION
279615K	Tu-Flo 500 & 600 Unloader Kit

SERVICE #	TYPE/MFG.	DRIVE	CATEGORY	COOLING	PORT LOCATIONS		DISCHARGE	NOTES
					INLET	OUTLET		
284790X	TF500	Engine	CAT Special	WC	Left	Top	Flange	Spline Shaft

WC = Water Cooled

AC = Air Cooled

FLANGE MOUNT COMPRESSORS

11 - REMANUFACTURED PRODUCTS

BENDIX FLANGE MOUNT (Caterpillar Application)

- Approximate weight 40 lbs.

REPAIR KITS

SERVICE #	DESCRIPTION
279615K	Tu-Flo TF501 Unloader Kit
101558K	Tu-Flo TF501 Gasket Kit
BN144L	Installation Kit

Core
Group
501F



SERVICE #	TYPE/MFG.	DRIVE	CATEGORY	COOLING	PORT LOCATIONS		DISCHARGE	NOTES
					INLET	OUTLET		
103274X	TF501	Engine	CAT 3406B	WC/AC	Left	Top	Threaded	Tapered Shaft, 2°-3° Tilt
286550X	TF501	Engine	CAT 3406	WC/AC	Left	Left	Flange	Tapered Shaft
286551X	TF501	Engine	CAT 3406	WC/AC	Right	Top	Threaded	Tapered Shaft
286552X	TF501	Engine	CAT 3406	WC/AC	Left	Top	Threaded	Tapered Shaft
286566X	TF501	Engine	CAT 3406	WC/AC	Right	Top	Threaded	Tapered Shaft

- Approximate weight 40 lbs.

REPAIR KITS

SERVICE #	DESCRIPTION
279615K	Tu-Flo 501 Unloader Kit
101558K	Tu-Flo 501 Gasket Kit
BN144L	Installation Kit

Core
Group
501F



SERVICE #	TYPE/MFG.	DRIVE	CATEGORY	COOLING	PORT LOCATIONS		DISCHARGE	NOTES
					INLET	OUTLET		
286546X	TF501	Engine	CAT 3406	WC/AC	Left	Top	Threaded	Spline Shaft, Rear Oil Inlet, Base Oil Drain

- Approximate weight 40 lbs.

REPAIR KITS

SERVICE #	DESCRIPTION
279615K	Tu-Flo 501 Unloader Kit
101558K	Tu-Flo 501 Gasket Kit
BN144M	Installation Kit

Core
Group
501F



SERVICE #	TYPE/MFG.	DRIVE	CATEGORY	COOLING	PORT LOCATIONS		DISCHARGE	NOTES
					INLET	OUTLET		
286584X	TF501	Engine	CAT 3306	WC/AC	Left	Top	Threaded	Spline Shaft, 22 Tooth

- Approximate weight 40 lbs.

REPAIR KITS

SERVICE #	DESCRIPTION
279615K	Tu-Flo 501 Unloader Kit
101558K	Tu-Flo 501 Gasket Kit

Core
Group
501T

Picture not
available

SERVICE #	TYPE/MFG.	DRIVE	CATEGORY	COOLING	PORT LOCATIONS		DISCHARGE	NOTES
					INLET	OUTLET		
102742X	TF501	Engine	CAT 3512	WC/AC	Left	Top	Threaded	Spline Shaft


WC = Water Cooled

AC = Air Cooled

Optional Discharge - Top or Left

FLANGE MOUNT COMPRESSORS

11 - REMANUFACTURED
PRODUCTS



Core
Group
550I
&
750I


BENDIX FLANGE MOUNT (Caterpillar Application)

- Approximate weight 53 lbs.

REPAIR KITS

SERVICE #	DESCRIPTION
107515K	Unloader Kit
BN144L	Installation Kit

SERVICE #	TYPE/MFG.	DRIVE	CATEGORY	COOLING	PORT LOCATIONS		DISCHARGE	NOTES
					INLET	OUTLET		
108990X	TF550	Engine	CAT 0 Tilt	WC/AC	Left	Top	Threaded	Mack Style
108992X	TF750	Engine	CAT 0 Tilt	WC/AC	Left	Top	Threaded	Mack Style



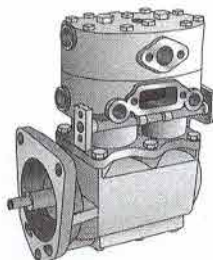
Core
Group
550B,
550G***,
550L*
&
750L**

- Approximate weight 53 lbs.

REPAIR KITS

SERVICE #	DESCRIPTION
107515K	Unloader Kit
BN144L	Installation Kit

SERVICE #	TYPE/MFG.	DRIVE	CATEGORY	COOLING	PORT LOCATIONS		DISCHARGE	NOTES
					INLET	OUTLET		
107509X	TF550	Engine	CAT 3406B-3176	WC/AC	Left	Left/Top	Optional	Tapered Shaft, 2 1/2° Tilt
107917X***	TF550	Engine	CAT 3406B-3176	WC/AC	Left	Left/Top	Optional	Spline Shaft, 22 Tooth
109139X*	TF550	Engine	CAT	WC	Left	Top	Optional	C' Shaft Thread
109142X**	TF750	Engine	CAT	WC	Left	Left/Top	Optional	C' Shaft Thread Mack Style




Core
Group
501F

- Approximate weight 46 lbs.

REPAIR KITS

SERVICE #	DESCRIPTION
279615K	Tu-Flo 700 Unloader Kit
101559K	Tu-Flo 700 Gasket Kit
BN144F	Installation Kit

SERVICE #	TYPE/MFG.	DRIVE	CATEGORY	COOLING	PORT LOCATIONS		DISCHARGE	NOTES
					INLET	OUTLET		
103278X	TF700	Engine	CAT 3406B	WC	Left	Left/Top	Optional	Tapered Shaft, 2 1/2° Tilt
289744X	TF700	Engine	CAT 3408	WC	Left	Left/Top	Optional	Tapered Shaft
289349X	TF700	Engine	CAT 3408	WC	Left	Left/Top	Optional	No Crankshaft Key



Core
Group
501K

- Approximate weight 46 lbs.

REPAIR KITS

SERVICE #	DESCRIPTION
279615K	Tu-Flo 700 Unloader Kit
101559K	Tu-Flo 700 Gasket Kit
BN144M	Installation Kit

SERVICE #	TYPE/MFG.	DRIVE	CATEGORY	COOLING	PORT LOCATIONS		DISCHARGE	NOTES
					INLET	OUTLET		
289336X	TF700	Engine	CAT 3306	WC	Left	Left/Top	Optional	-

WC = Water Cooled

AC = Air Cooled

Optional Discharge - Top or Left

FLANGE MOUNT COMPRESSORS

11 - REMANUFACTURED PRODUCTS

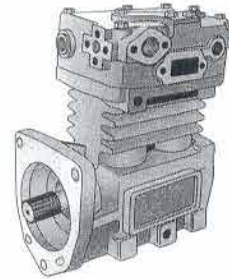
BENDIX FLANGE MOUNT (Caterpillar Application)

- Approximate weight 53 lbs.

REPAIR KITS

SERVICE #	DESCRIPTION
107515K	Unloader Kit
BN144L	Installation Kit

Core
Group
750B,
750F*




SERVICE #	TYPE/MFG.	DRIVE	CATEGORY	COOLING	PORT LOCATIONS		DISCHARGE	NOTES
					INLET	OUTLET		
107023X*	TF750	Engine	CAT 3406B-3176	WC/AC	Left	Left/Top	Optional	Splined Shaft, 22 Tooth
107508X	TF750	Engine	CAT 3406B-3176	WC/AC	Left	Left/Top	Optional	Tapered Shaft, 2 1/2° Tilt

REPAIR KITS

SERVICE #	DESCRIPTION
107515K	Unloader Kit

Core
Group
750N




SERVICE #	TYPE/MFG.	DRIVE	CATEGORY	COOLING	PORT LOCATIONS		DISCHARGE	NOTES
					INLET	OUTLET		
109111X	TF750	Engine	CAT	WC	Left	Left/Top	Optional	Navistar - includes drive gear

- Approximate weight 29 lbs.

**REPAIR KIT
NOT AVAILABLE**

Core
Group
2150



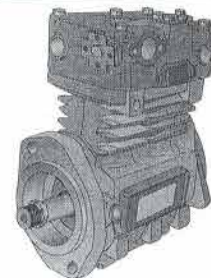
SERVICE #	TYPE/MFG.	DRIVE	CATEGORY	COOLING	PORT LOCATIONS		DISCHARGE	NOTES
					INLET	OUTLET		
104042X	2150	Engine	CAT 3306	WC/AC	Optional	Optional	Threaded	May Have Old Style Head

- Approximate weight 53 lbs.

REPAIR KITS

SERVICE #	DESCRIPTION
107515K	Unloader Kit
BN144L	Installation Kit

Core
Group
550M
&
550N*



107981X

SERVICE #	TYPE/MFG.	DRIVE	CATEGORY	COOLING	PORT LOCATIONS		DISCHARGE	NOTES
					INLET	OUTLET		
107981X	TF550	Engine	CAT 3116	WC	Left	Left/Top	Optional	Spline Shaft, 11 Tooth
109088X*	TF550	Engine	CAT 0° Tilt	WC	Left	Left/Top	Optional	Spline Shaft, 11 Tooth Navistar


WC = Water Cooled

AC = Air Cooled

Optional Discharge - Top or Left

FLANGE MOUNT COMPRESSORS

11 - REMANUFACTURED
PRODUCTS



Core
Group
750K

BENDIX FLANGE MOUNT (Caterpillar Application)

- Approximate weight 50 lbs.

REPAIR KITS

SERVICE #	DESCRIPTION
107515K	Unloader Kit
BN144M	Installation Kit


SERVICE #	TYPE/MFG.	DRIVE	CATEGORY	COOLING	PORT LOCATIONS		DISCHARGE	NOTES
					INLET	OUTLET		
109287X	TF750	Engine	CAT 3306	WC/AC	Left	Top	Threaded	Spline Shaft, 22 Tooth

**PICTURE
NOT
AVAILABLE**

Core
Group
2150

SERVICE #	TYPE/MFG.	DRIVE	CATEGORY	COOLING	PORT LOCATIONS		DISCHARGE	NOTES
					INLET	OUTLET		
107526X	2150	Engine	CAT 3116	WC/AC	Right	Top	Threaded	Spline Shaft, 22 Tooth

Threaded
Discharge



Core
Group
501F

BENDIX FLANGE MOUNT (Mack Application)

- Approximate weight 40 lbs.

REPAIR KITS

SERVICE #	DESCRIPTION
BN144L	Installation Kit
279615K	Unloader Kit

SERVICE #	TYPE/MFG.	DRIVE	CATEGORY	COOLING	PORT LOCATIONS		DISCHARGE	NOTES
					INLET	OUTLET		
286620X	TF501	Engine	Mack Ext. Flange	WC/AC	Right	Top	Threaded	Eq. for Drive Thru this can Supercede 102697X

WC = Water Cooled

AC = Air Cooled

Optional Discharge - Top or Left


FLANGE MOUNT COMPRESSORS

11 - REMANUFACTURED PRODUCTS

BENDIX FLANGE MOUNT (Cummins Application)

- Approximate weight 46 lbs.

Core
Group
500A



REPAIR KITS

SERVICE #	DESCRIPTION
101559K	Tu-Flo 600 Gasket Kit
279615K	Tu-Flo 500 & 600 Unloader Kit
280512K	Tu-Flo 500 Gasket Kit
BN144G	Installation Kit


SERVICE #	TYPE/MFG.	DRIVE	CATEGORY	COOLING	PORT LOCATIONS		DISCHARGE	NOTES
					INLET	OUTLET		
228443X	TF500	Engine	CUM Ext. Case	WC	Left	Left	Flange	Long Case
229525X	TF500	Engine	CUM Ext. Case	WC	Left	Top	Threaded	Long Case
276974X	TF500	Engine	CUM Ext. Case	WC	Left	Left	Flange	Long Case
280622X	TF600	Engine	CUM Ext. Case	WC	Left	Left	Flange	Long Case
280626X	TF600	Engine	CUM Ext. Case	WC	Left	Top	Threaded	Long Case

- Approximate weight 46 lbs.

REPAIR KITS

SERVICE #	DESCRIPTION
101559K	Tu-Flo 600 Gasket Kit
279615K	Tu-Flo 500 & 600 Unloader Kit
280512K	Tu-Flo 500 Gasket Kit
BN144G	Installation Kit

Core
Group
500A




SERVICE #	TYPE/MFG.	DRIVE	CATEGORY	COOLING	PORT LOCATIONS		DISCHARGE	NOTES
					INLET	OUTLET		
284699X	TF500	Engine	CUM Std. Case	WC	Left	Left	Flange	-
284718X	TF500	Engine	CUM Std. Case	WC	Left	Top	Threaded	-
284959X	TF500	Engine	CUM Std. Case	AC	Left	Left	Flange	-
284714X	TF600	Engine	CUM Std. Case	WC	Left	Left	Flange	-

- Approximate weight 40 lbs.

REPAIR KITS

SERVICE #	DESCRIPTION
279615K	Tu-Flo 501 Unloader Kit
101558K	Tu-Flo 501 Gasket Kit
BN144G	Installation Kit

Core
Group
501K



SERVICE #	TYPE/MFG.	DRIVE	CATEGORY	COOLING	PORT LOCATIONS		DISCHARGE	NOTES
					INLET	OUTLET		
286554X	TF501	Engine	CUM Std. Flg.	WC/AC	Left	Left	Flange	-
286555X	TF501	Engine	CUM Std. Flg.	WC/AC	Left	Top	Threaded	Same As 286618

Note: 286554X & 286555X now include the drive gear, for details refer to service bulletin L55129.

- 104473X has Left Degree Flange.
- 108269X has Right Degree Flange.
- Approximate weight 40 lbs.

Core
Groups
501Q &
★501S



REPAIR KITS NOT AVAILABLE

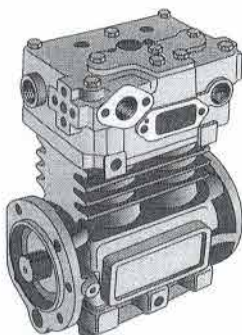
SERVICE #	TYPE/MFG.	DRIVE	CATEGORY	COOLING	PORT LOCATIONS		DISCHARGE	NOTES
					INLET	OUTLET		
★108272X	TF501	Engine	CUM "B" Eng.	WC/AC	Left	Left	Top	Thru-Drive - 4 Bolt Rear Adapter
★108273X	TF501	Engine	CUM "B" Eng.	WC/AC	Left	Left	Flange	Thru-Drive - 2 Bolt Rear Adapter
108269X	TF501	Engine	CUM "B" Eng.	WC/AC	Left	Left	Flange	Thru-Drive

★ **Note:** Core Group 501S only applies to #104473X.

WC = Water Cooled AC = Air Cooled

FLANGE MOUNT COMPRESSORS

11 - REMANUFACTURED PRODUCTS



Core Group 550C

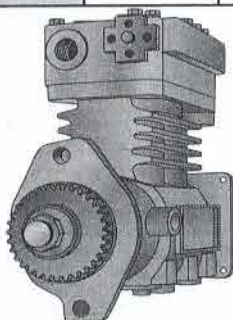
BENDIX FLANGE MOUNT (Cummins Application)

- Approximate weight 53 lbs.

REPAIR KITS

SERVICE #	DESCRIPTION
107515K	Unloader Kit
BN144L	Installation Kit


SERVICE #	TYPE/MFG.	DRIVE	CATEGORY	COOLING	PORT LOCATIONS		DISCHARGE	NOTES
					INLET	OUTLET		
107506X	TF550	Engine	CUM Std. Flg.	WC	Left	Left/Top	Optional	—



Core Group 550H

- Ford/Cummins Application.
- Approximate weight 50 lbs.


BACK SIDE



REPAIR KITS

SERVICE #	DESCRIPTION
107515K	Unloader Kit
BN144V	Installation Kit

SERVICE #	TYPE/MFG.	DRIVE	CATEGORY	COOLING	PORT LOCATIONS		DISCHARGE	NOTES
					INLET	OUTLET		
108804X	TF550	Engine	Ford/CUM B & C	WC	Top	Right/Top	Optional	Spline Adapter, 11 Tooth




Core Group 501K

- Approximate weight 46 lbs.

REPAIR KITS

SERVICE #	DESCRIPTION
279615K	Tu-Flo 700 Unloader Kit
101559K	Tu-Flo 700 Gasket Kit
BN144G	Installation Kit

SERVICE #	TYPE/MFG.	DRIVE	CATEGORY	COOLING	PORT LOCATIONS		DISCHARGE	NOTES
					INLET	OUTLET		
289339X	TF700	Engine	CUM Std. Flg.	WC	Left	Left/Top	Optional	—



Core Group 750C

- Approximate weight 53 lbs.

REPAIR KITS

SERVICE #	DESCRIPTION
107515K	Unloader Kit
BN144L	Installation Kit

SERVICE #	TYPE/MFG.	DRIVE	CATEGORY	COOLING	PORT LOCATIONS		DISCHARGE	NOTES
					INLET	OUTLET		
107507X	TF750	Engine	CUM Std. Case	WC	Left	Left/Top	Optional	—

WC = Water Cooled

AC = Air Cooled

Optional Discharge = Top or Left

FLANGE MOUNT COMPRESSORS

BENDIX FLANGE MOUNT (Cummins Application)

- Approximate weight 30 lbs.
- Cylinder head can be installed in any one of four different positions 90° apart.

Core
Group
2150A

Picture not
available

108847K CAN NOT BE USED IF THE
COMPRESSOR TO BE SERVICED HAS
AN UNLOADER PISTON OF 1/4" DIA.
USE MAINTENANCE KIT108848K IN
SERVICING COMPRESSOR.



REPAIR KITS

SERVICE #	DESCRIPTION
108847K	Unloader Kit For 3/8" Unloader Piston
108848K	Unloader Kit For 1/4" Unloader Piston

SERVICE #	TYPE/MFG.	APPLICATION	COOLING	PORT LOCATIONS		DISCHARGE	NOTES
				INLET	OUTLET		
109079X	2150	Cum - 2-Hole Flange	WC/AC	Optional		Threaded	Base Oil Drain


WC = Water Cooled

AC = Air Cooled

BENDIX FLANGE MOUNT (Detroit Diesel Application)

- Approximate weight 34 lbs.


Core
Group
400H



REPAIR KITS

SERVICE #	DESCRIPTION
279614K	Tu-Flo 400 Unloader Kit
280511K	Tu-Flo 400 Gasket Kit
BN144E	Installation Kit

SERVICE #	TYPE/MFG.	DRIVE	CATEGORY	COOLING	PORT LOCATIONS		DISCHARGE	NOTES
					INLET	OUTLET		
276166X	TF400	Engine	DDC 0° Tilt	WC	Left	Left	Flange	-
276778X	TF400	Engine	DDC 0° Tilt	WC	Right	Right	Flange	-

**BENDIX FLANGE MOUNT
(Detroit Diesel Application)**


Core
Group
500A

- Approximate weight 46 lbs.

REPAIR KITS

SERVICE #	DESCRIPTION
279615K	Tu-Flo 500 & 600 Unloader Kit
280512K	Tu-Flo 500 & 600 Gasket Kit
BN144E	Installation Kit

SERVICE #	TYPE/MFG.	DRIVE	CATEGORY	COOLING	PORT LOCATIONS		DISCHARGE	NOTES
					INLET	OUTLET		
276961X	TF500	Engine	DDC 0° Tilt	WC	Left	Left	Flange	—
276962X	TF500	Engine	DDC 0° Tilt	WC	Right	Right	Flange	—
279068X	TF500	Engine	DDC 0° Tilt	WC/AC	Left	Left	Flange	—
279069X	TF500	Engine	DDC 0° Tilt	WC/AC	Right	Right	Flange	—
282928X	TF500	Engine	DDC 0° Tilt	WC	Right	Top	Threaded	Short Flange
283515X	TF500	Engine	DDC 0° Tilt	WC	Right	Right	Flange	—
280570X	TF600	Engine	DDC 0° Tilt	WC	Right	Right	Flange	—
280609X	TF600	Engine	DDC 0° Tilt	WC	Left	Left	Flange	—
281677X	TF600	Engine	DDC 0° Tilt	WC	Left	Top	Threaded	—
282011X	TF600	Engine	DDC 0° Tilt	WC	Right	Top	Threaded	—



Core
Group
500A

- Approximate weight 46 lbs.

REPAIR KITS

SERVICE #	DESCRIPTION
101559K	Tu-Flo 600 Gasket Kit
279615K	Tu-Flo 500 & 600 Unloader Kit
280512K	Tu-Flo 500 Gasket Kit
BN144E	Installation Kit


SERVICE #	TYPE/MFG.	DRIVE	CATEGORY	COOLING	PORT LOCATIONS		DISCHARGE	NOTES
					INLET	OUTLET		
281042X	TF500	Engine	DDC 45° Tilt	WC	Left	Top	Threaded	—
282010X	TF500	Engine	DDC 45° Tilt	WC	Right	Top	Threaded	—
284106X	TF500	Engine	DDC 45° Tilt	WC	Left	Left	Flange	—
285252X	TF500	Engine	DDC 45° Tilt	WC	Right	Top	Threaded	—
282013X	TF600	Engine	DDC 45° Tilt	WC	Left	Top	Threaded	—

WC = Water Cooled

AC = Air Cooled

FLANGE MOUNT COMPRESSORS**BENDIX FLANGE MOUNT
(Detroit Diesel Application)**


- Approximate weight 46 lbs.

Core
Group
500A**REPAIR KITS**

SERVICE #	DESCRIPTION
101559K	Tu-Flo 600 Gasket Kit
279615K	Tu-Flo 500 & 600 Unloader Kit
280512K	Tu-Flo 500 Gasket Kit
BN144E	Installation Kit

SERVICE #	TYPE/MFG.	DRIVE	CATEGORY	COOLING	PORT LOCATIONS		DISCHARGE	NOTES
					INLET	OUTLET		
275777X	TF500	Engine	DDC 75° Tilt	WC	Left	Left	Flange	—
278681X	TF500	Engine	DDC 75° Tilt	WC	Right	Right	Flange	—
280369X	TF600	Engine	DDC 75° Tilt	WC	Right	Top	Threaded	—


- Approximate weight 40 lbs.

Core
Group
501H**REPAIR KITS**

SERVICE #	DESCRIPTION
279615K	Tu-Flo 501 Unloader Kit
101558K	Tu-Flo 501 Gasket Kit
BN144E	Installation Kit

SERVICE #	TYPE/MFG.	DRIVE	CATEGORY	COOLING	PORT LOCATIONS		DISCHARGE	NOTES
					INLET	OUTLET		
286538X	TF501	Engine	DDC 0° Tilt	WC/AC	Left	Left	Flange	—
286539X	TF501	Engine	DDC 0° Tilt	WC/AC	Right	Right	Flange	—
286540X	TF501	Engine	DDC 0° Tilt	WC/AC	Left	Top	Threaded	—
286541X	TF501	Engine	DDC 0° Tilt	WC/AC	Right	Top	Threaded	—
286581X	TF501	Engine	DDC 0° Tilt	WC/AC	Left	Top	Threaded	Oil Port Reversed
286623X	TF501	Engine	DDC 0° Tilt	WC/AC	Left	Left	Flange	60 Series Only

- Approximate weight 40 lbs.

Core
Group
501H**REPAIR KITS**

SERVICE #	DESCRIPTION
279615K	Tu-Flo 501 Unloader Kit
101558K	Tu-Flo 501 Gasket Kit
BN144E	Installation Kit


SERVICE #	TYPE/MFG.	DRIVE	CATEGORY	COOLING	PORT LOCATIONS		DISCHARGE	NOTES
					INLET	OUTLET		
286542X	TF501	Engine	DDC 45° Tilt	WC/AC	Left	Top	Threaded	—
286543X	TF501	Engine	DDC 45° Tilt	WC/AC	Right	Top	Threaded	—

WC = Water Cooled

AC = Air Cooled

FLANGE MOUNT COMPRESSORS

11 - REMANUFACTURED
PRODUCTS



Core
Group
501H

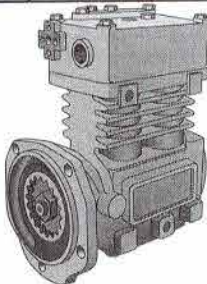
BENDIX FLANGE MOUNT (Detroit Diesel Application)

- Approximate weight 40 lbs.

REPAIR KITS

SERVICE #	DESCRIPTION
279615K	Tu-Flo 501 Unloader Kit
101558K	Tu-Flo 501 Gasket Kit
BN144E	Installation Kit

SERVICE #	TYPE/MFG.	DRIVE	CATEGORY	COOLING	PORT LOCATIONS		DISCHARGE	NOTES
					INLET	OUTLET		
286579X	TF501	Engine	DDC 0° Tilt	WC	Right	Top	Threaded	Press On Gear/Stud Shaft



Core
Groups
550D
&
550F*

- Approximate weight 53 lbs.

REPAIR KITS

SERVICE #	DESCRIPTION
107515K	Unloader Kit
BN144E	Installation Kit For 107513X
BN144X	Installation Kit For 107622X

SERVICE #	TYPE/MFG.	DRIVE	CATEGORY	COOLING	PORT LOCATIONS		DISCHARGE	NOTES
					INLET	OUTLET		
107513X	TF550	Engine	DDC 0° Tilt	WC/AC	Right	Right/Top	Optional	60 Series, Thru Drive
107622X*	TF550	Engine	DDC 0° Tilt	WC/AC	Left	Left/Top	Optional	




Core
Group
550R

- Approximate weight 77 lbs.

REPAIR KITS

SERVICE #	DESCRIPTION
107515K	Unloader Kit

SERVICE #	TYPE/MFG.	DRIVE	CATEGORY	COOLING	PORT LOCATIONS		DISCHARGE	NOTES
					INLET	OUTLET		
109429X	TF550	Engine	DDC 0° Tilt	WC/AC	Right	Top	Top	60 Series, Adapterless



Core
Group
501H

- Approximate weight 46 lbs.

REPAIR KITS

SERVICE #	DESCRIPTION
279615K	Tu-Flo 700 Unloader Kit
101559K	Tu-Flo 700 Gasket Kit
BN144E	Installation Kit

SERVICE #	TYPE/MFG.	DRIVE	CATEGORY	COOLING	PORT LOCATIONS		DISCHARGE	NOTES
					INLET	OUTLET		
106268X	TF700	Engine	DDC 0° Tilt	WC	Left	Left/Top	Optional	Bearings-Ball/Ball
289262X	TF700	Engine	DDC 0° Tilt.	WC	Left	Left/Top	Optional	-
289925X	TF700	Engine	DDC 0° Tilt	WC	Left	Left/Top	Optional	-
289941X	TF700	Engine	DDC 0° Tilt	WC	Right	Right/Top	Optional	-

WC = Water Cooled

AC = Air Cooled

Optional Discharge = Top or Left


FLANGE MOUNT COMPRESSORS

11 - REMANUFACTURED PRODUCTS

BENDIX FLANGE MOUNT (Detroit Diesel Application)

- Approximate weight 46 lbs.

Core
Group
501H




REPAIR KITS

SERVICE #	DESCRIPTION
279615K	Tu-Flo 700 Unloader Kit
101559K	Tu-Flo 700 Gasket Kit
BN144E	Installation Kit

SERVICE #	TYPE/MFG.	DRIVE	CATEGORY	COOLING	PORT LOCATIONS		DISCHARGE	NOTES
					INLET	OUTLET		
101636X	TF700	Engine	DDC 52° Tilt	WC	Right	Right/Top	Optional	—
101158X	TF700	Engine	DDC 45° Tilt	WC	Right	Right/Top	Optional	—
289342X	TF700	Engine	DDC 45° Tilt	WC	Left	Left/Top	Optional	—

- Approximate weight 46 lbs.

Core
Group
501H
501K*



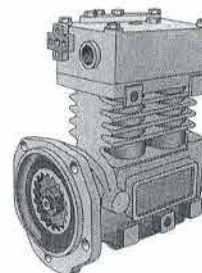
REPAIR KITS

SERVICE #	DESCRIPTION
279615K	Tu-Flo 700 Unloader Kit
101559K	Tu-Flo 700 Gasket Kit
BN144E	Installation Kit

SERVICE #	TYPE/MFG.	DRIVE	CATEGORY	COOLING	PORT LOCATIONS		DISCHARGE	NOTES
					INLET	OUTLET		
289915X*	TF700	Engine	DDC 75° Tilt	WC	Right	Top	Optional	—
289964X	TF700	Engine	DDC 75° Tilt	WC	Right	Right/Top	Optional	—

- Approximate weight 53 lbs.

Core
Groups
750D*
750G**
&
750H***




REPAIR KITS

SERVICE #	DESCRIPTION
107515K	Unloader Kit
BN144E	Installation Kit For 107512X & 107813X
BN144X	Installation Kit For 107623X

SERVICE #	TYPE/MFG.	DRIVE	CATEGORY	COOLING	PORT LOCATIONS		DISCHARGE	NOTES
					INLET	OUTLET		
107512X*	TF750	Engine	DDC 0° Tilt	WC/AC	Right	Right/Top	Optional	—
107623X**	TF750	Engine	DDC 0° Tilt	WC/AC	Left	Left/Top	Optional	60 Series, Thru Drive
107813X***	TF750	Engine	DDC 0° Tilt	WC/AC	Left	Left/Top	Optional	—
108557X***	TF750	Engine	DDC 0° Tilt	WC/AC	Left	Left/Top	Optional	—

- Approximate weight 77 lbs.

Core
Group
750R



REPAIR KITS

SERVICE #	DESCRIPTION
107515K	Unloader Kit

SERVICE #	TYPE/MFG.	DRIVE	CATEGORY	COOLING	PORT LOCATIONS		DISCHARGE	NOTES
					INLET	OUTLET		
109430X	TF750	Engine	DDC 0° Tilt	WC/AC	Right	Top	Top	60 Series, Adapterless


WC = Water Cooled

AC = Air Cooled

Optional Discharge = Top or Left

FLANGE MOUNT COMPRESSORS

11 - REMANUFACTURED
PRODUCTS



Core
Group
1000


BENDIX FLANGE MOUNT (Detroit Diesel Application)

- Approximate weight 75 lbs.

REPAIR KITS

SERVICE #	DESCRIPTION
BN144E & BN144C	Installation Kits, Need One Of Each Kit For Installation

SERVICE #	TYPE/MFG.	DRIVE	CATEGORY	COOLING	PORT LOCATIONS		DISCHARGE	NOTES
					INLET	OUTLET		
276777X	TF1000	Engine	DDC Flg. Mnt.	WC	Middle	Middle	Flange	Without Manifold



Core
Group
500A


BENDIX FLANGE MOUNT (Mack Application)

- Approximate weight 46 lbs.

REPAIR KITS

SERVICE #	DESCRIPTION
279615K	Tu-Flo 500 Unloader Kit
280512K	Tu-Flo 500 Gasket Kit
BN144H	Installation Kit

SERVICE #	TYPE/MFG.	DRIVE	CATEGORY	COOLING	PORT LOCATIONS		DISCHARGE	NOTES
					INLET	OUTLET		
277122X	TF500	Engine	Mack Foxhead	WC	Left	Left	Flange	Mack V8
283577X	TF500	Engine	Mack Foxhead	WC	Right	Right	Flange	Mack V8
283692X	TF500	Engine	Mack Foxhead	WC	Right	Right	Flange	Mack V8



Core
Group
500A

- Approximate weight 46 lbs.

REPAIR KITS

SERVICE #	DESCRIPTION
279615K	Tu-Flo 500 & 600 Unloader Kit
280512K	Tu-Flo 500 & 600 Gasket Kit
BN144F	Installation Kit

SERVICE #	TYPE/MFG.	DRIVE	CATEGORY	COOLING	PORT LOCATIONS		DISCHARGE	NOTES
					INLET	OUTLET		
227326X	TF500	Engine	Mack Short Cs.	WC	Right	Right	Flange	-
277901X	TF500	Engine	Mack Short Cs.	WC	Right	Top	Threaded	-
278604X	TF500	Engine	Mack Short Cs.	WC	Right	Right	Flange	WC Head/AC Block With Angled Port
284010X	TF500	Engine	Mack Short Cs.	WC	Right	Top	Threaded	-
280608X	TF600	Engine	Mack Short Cs.	WC	Right	Right	Flange	-

• WC = Water Cooled

AC = Air Cooled

FLANGE MOUNT COMPRESSORS

11 - REMANUFACTURED PRODUCTS


BENDIX FLANGE MOUNT (Mack Application)

- Approximate weight 46 lbs.

REPAIR KITS

SERVICE #	DESCRIPTION
101559K	Tu-Flo 600 Gasket Kit
279615K	Tu-Flo 500 & 600 Unloader Kit
280512K	Tu-Flo 500 Gasket Kit
BN144F	Installation Kit

Core
Group
500A




SERVICE #	TYPE/MFG.	DRIVE	CATEGORY	COOLING	PORT LOCATIONS		DISCHARGE	NOTES
					INLET	OUTLET		
278605X	TF500	Engine	Mack Ext. Flg.	WC/AC	Right	Right	Flange	Sleeve Type Bearings
279556X	TF500	Engine	Mack Ext. Flg.	WC/AC	Left	Left	Flange	Sleeve Type Bearings
282586X	TF500	Engine	Mack Ext. Flg.	WC/AC	Right	Right	Flange	-
282621X	TF500	Engine	Mack Ext. Flg.	WC/AC	Right	Right	Flange	-
284662X	TF500	Engine	Mack Ext. Flg.	WC/AC	Right	Right	Flange	Power Steering
284307X	TF600	Engine	Mack Ext. Flg.	WC	Right	Right	Flange	-
285108X	TF600	Engine	Mack Ext. Flg.	WC	Right	Right	Flange	Power Steering

- Approximate weight 40 lbs.

REPAIR KITS

SERVICE #	DESCRIPTION
279615K	Tu-Flo 501 Unloader Kit
101558K	Tu-Flo 501 Gasket Kit
BN144L	Installation Kit

Core
Group
501E




SERVICE #	TYPE/MFG.	DRIVE	CATEGORY	COOLING	PORT LOCATIONS		DISCHARGE	NOTES
					INLET	OUTLET		
102697X	TF501	Engine	Mack Ext. Flg.	WC/AC	Right	Top	Threaded	Equipped For Power Steering
286544X	TF501	Engine	Mack Ext. Flg.	WC/AC	Right	Right	Flange	Equipped For Power Steering

- Approximate weight 40 lbs.

REPAIR KITS

SERVICE #	DESCRIPTION
279615K	Tu-Flo 501 Unloader Kit
101558K	Tu-Flo 501 Gasket Kit
BN144H	Installation Kit

Core
Group
501E




SERVICE #	TYPE/MFG.	DRIVE	CATEGORY	COOLING	PORT LOCATIONS		DISCHARGE	NOTES
					INLET	OUTLET		
102953X	TF501	Engine	Mack Foxhead	WC/AC	Left	Top	Threaded	Mack V8
286574X	TF501	Engine	Mack Foxhead	WC/AC	Left	Left	Flange	Mack V8

WC = Water Cooled

AC = Air Cooled

FLANGE MOUNT COMPRESSORS

11 - REMANUFACTURED
PRODUCTS



Core
Group
550E
&
750E*


BENDIX FLANGE MOUNT (Mack Application)

- Approximate weight 53 lbs.

REPAIR KITS

SERVICE #	DESCRIPTION
BN144L	Installation Kit
107515K	Unloader Kit

SERVICE #	TYPE/MFG.	DRIVE	CATEGORY	COOLING	PORT LOCATIONS		DISCHARGE	NOTES
					INLET	OUTLET		
107510X*	TF750	Engine	Mack Ext. Flg.	WC/AC	Right	Right/Top	Optional	Equipped for Power Steering
107511X	TF550	Engine	Mack Ext. Flg.	WC/AC	Right	Right/Top	Optional	Equipped for Power Steering
108866X	TF550	Engine	Mack Ext. Flg.	WC/AC	Right	Right/Top	Optional	V-Mac Step Head
108869X*	TF750	Engine	Mack Ext. Flg.	WC/AC	Right	Right/Top	Optional	V-Mac Step Head
5002865X	TF550	Engine	Mack Ext. Flg.	WC/AC	Right	Right/Top	Optional	Same as 107511X except for G Tech engine
5002868X*	TF750	Engine	Mack Ext. Flg.	WC/AC	Right	Right/Top	Optional	Same as 107510X except for G Tech engine




Core
Group
501E

- Approximate weight 46 lbs.

REPAIR KITS

SERVICE #	DESCRIPTION
279615K	Tu-Flo 700 Unloader Kit
101559K	Tu-Flo 700 Gasket Kit
BN144F	Installation Kit

SERVICE #	TYPE/MFG.	DRIVE	CATEGORY	COOLING	PORT LOCATIONS		DISCHARGE	NOTES
					INLET	OUTLET		
289340X	TF700	Engine	Mack Ext. Flg.	WC	Right	Right/Top	Optional	Equipped for Power Steering



Core
Group
501E

- Approximate weight 46 lbs.

REPAIR KITS

SERVICE #	DESCRIPTION
279615K	Tu-Flo 700 Unloader Kit
101559K	Tu-Flo 700 Gasket Kit
BN144H	Installation Kit

SERVICE #	TYPE/MFG.	DRIVE	CATEGORY	COOLING	PORT LOCATIONS		DISCHARGE	NOTES
					INLET	OUTLET		
289348X	TF700	Engine	Mack Foxhead	WC	Left	Left/Top	Optional	Mack V8

WC = Water Cooled

AC = Air Cooled

Optional Discharge = Top or Left

FLANGE MOUNT COMPRESSORS

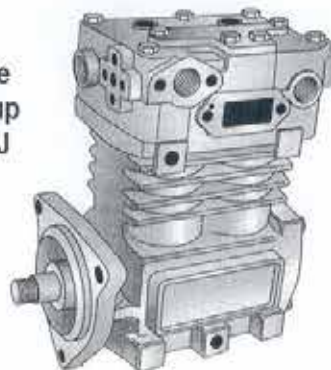
BENDIX FLANGE MOUNT (Mack Application)

- Approximate weight 53 lbs.

REPAIR KITS

SERVICE #	DESCRIPTION
107515K	Unloader Kit
BN144L	Installation Kit

Core
Group
750J



SERVICE #	TYPE/MFG.	DRIVE	CATEGORY	COOLING	PORT LOCATIONS		DISCHARGE	NOTES
					INLET	OUTLET		
107869X	TF750	Engine	Mack Foxhead	WC/AC	Left	Left/Top	Optional	Mack V8


BENDIX FLANGE MOUNT (Volvo-White Application)

- Approximate weight 40 lbs.

REPAIR KITS

SERVICE #	DESCRIPTION
279615K	Tu-Flo 501 Unloader Kit
101558K	Tu-Flo 501 Gasket Kit
BN144T	Installation Kit

Core
Group
501P



SERVICE #	TYPE/MFG.	DRIVE	CATEGORY	COOLING	PORT LOCATIONS		DISCHARGE	NOTES
					INLET	OUTLET		
286563X	TF501	Engine	Volvo-White	WC/AC	Right	Right	Threaded	Base Drain


BENDIX FLANGE MOUNT (Volvo-GM Application)

- Approximate weight 53 lbs.

REPAIR KITS

SERVICE #	DESCRIPTION
1C7515K	Unloader Kit
BN144L	Installation Kit

Core
Group
750P



SERVICE #	TYPE/MFG.	DRIVE	CATEGORY	COOLING	PORT LOCATIONS		DISCHARGE	NOTES
					INLET	OUTLET		
108935X	TF750	Engine	Volvo-GM	WC/AC	Right	Top	Threaded	-


WC = Water Cooled

AC = Air Cooled

Optional Discharge = Top or Left

FLANGE MOUNT COMPRESSORS

11 - REMANUFACTURED
PRODUCTS



Core
Group
CUM 1

CUMMINS-HOLSET FLANGE MOUNT

- Approximate weight 36 lbs.
- All port locations listed as viewed from the rear of the compressor.

REPAIR KITS

SERVICE #	DESCRIPTION
3559511K	Unloader Minor Kit
3559509K	Unloader Major Kit
BN144N	Installation Kit

SERVICE #	TYPE/MFG.	DRIVE	CATEGORY	COOLING	PORT LOCATIONS		DISCHARGE	NOTES
					INLET	OUTLET		
3018527X	SS296	Engine	CUM Std. Case	WC	Right	Rear	Threaded	For L/K/N engines
3018543X	SS296	Engine	CUM Std. Case	WC	Right	Rear	Threaded	For L/K/N engines
3049186X	SS296	Engine	CUM Std. Case	WC	Left	Rear	Threaded	Square flange
3558020X	SS338E	Engine	CUM Std. Case	WC	Left	Rear	Threaded	NT engine, E unloader
3558044X	SS296E	Engine	CUM Std. Case	WC	Rear	Rear	Threaded	L10/NT engines, E unloader version of 3047440.
3558045X	SS296E	Engine	CUM Std. Case	WC	Right	Rear	Threaded	NT engine, E unloader version of 3049186.



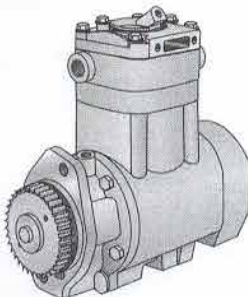
Core
Group
CUM 2

- Approximate weight 42 lbs.
- All Port locations listed as viewed from the rear of the compressor.

REPAIR KITS

SERVICE #	DESCRIPTION
3559511K	Unloader Minor Kit
3559509K	Unloader Major Kit
BN144Y	Installation Kit

SERVICE #	TYPE/MFG.	DRIVE	CATEGORY	COOLING	PORT LOCATIONS		DISCHARGE	NOTES
					INLET	OUTLET		
3048680X	ST676	Engine	CUM Std. Case	WC	Left	Rear	Threaded	L10/K/N14 engines



Core
Group
CUM 3

- Approximate weight 42 lbs.
- All Port locations listed as viewed from the rear of the compressor.

REPAIR KITS

SERVICE #	DESCRIPTION
3559511K	Unloader Minor Kit
3559509K	Unloader Major Kit
BN144Y	Installation Kit

SERVICE #	TYPE/MFG.	DRIVE	CATEGORY	COOLING	PORT LOCATIONS		DISCHARGE	NOTES
					INLET	OUTLET		
3558000X	SS338ME	Engine	CUM Std. Case	WC	Right	Rear	Threaded	Mack E6/E7 engines, Mack p/n 303GB5102, thru-drive, 11 tooth spline
3558029X	SS296ME	Engine	CUM Std. Case	WC	Right	Rear	Threaded	Mack E6/E7 engines, Mack p/n 303GB5107, thru-drive, 11 tooth spline
3558042X	SS296ME	Engine	CUM Std. Case	WC	Right	Rear	Threaded	Mack E6/E7 engines, Mack p/n 303GB5111, non thru-drive
3558043X	SS338ME	Engine	CUM Std. Case	WC	Right	Rear	Threaded	Mack E6/E7 engines, Mack p/n 303GB5111, non thru-drive


FLANGE MOUNT COMPRESSORS

CUMMINS-HOLSET
FLANGE MOUNT

- Approximate weight 44 lbs.
- All port locations listed as viewed from the rear of the compressor.

REPAIR KITS

SERVICE #	DESCRIPTION
3559511K	Unloader Minor Kit
3559509K	Unloader Major Kit
BN144Y	Installation Kit


Core
Group
CUM 4

SERVICE #	TYPE/MFG.	DRIVE	CATEGORY	COOLING	PORT LOCATIONS		DISCHARGE	NOTES
					INLET	OUTLET		
3558005X	SS296C	Engine	CUM C-Series	WC	Left	Front	Threaded	CUM C engine, thru-drive for p/s pump, 9 tooth spline.
3558006X	SS296C	Engine	CUM C-Series	WC	Left	Front	Threaded	CUM C engine, thru-drive for p/s pump, 11 tooth spline.
3558021X	SS338CE	Engine	CUM C-Series	WC	Left	Front	Threaded	-
3558022X	SS296CE	Engine	CUM C-Series	WC	Left	Front	Threaded	CUM C engine, E type unloader, thru-drive, 11 tooth spline.

- Approximate weight 40 lbs.
- All port locations listed as viewed from the rear of the compressor.
- QE Model

REPAIR KITS

SERVICE #	DESCRIPTION
3559511K	Unloader Minor Kit
3559509K	Unloader Major Kit
BN144N	Installation Kit


Core
Group
CUMQE

SERVICE #	TYPE/MFG.	DRIVE	CATEGORY	COOLING	PORT LOCATIONS		DISCHARGE	NOTES
					INLET	OUTLET		
3558072X	QE296C	Engine	E Type/Std Case	WC	Left	Rear	Threaded	L10/N14 engines, iron head/cover, intake valve retainer.
3558074X	QE338	Engine	E Type/Std Case	WC	Left	Rear	Threaded	L10/N14 engines, iron head/cover, intake valve retainer.

- Approximate weight 48 lbs.
- All port locations listed as viewed from the rear of the compressor.
- QE Model

REPAIR KITS

SERVICE #	DESCRIPTION
BN144Y	Installation Kit

Core
Group
CUMQEB

SERVICE #	TYPE/MFG.	DRIVE	CATEGORY	COOLING	PORT LOCATIONS		DISCHARGE	NOTES
					INLET	OUTLET		
3558049X	QE296B	Engine	B Series	WC	Rear	Front	Threaded	CUM B engine, iron head/cover, 35 deg. tilt, thru-drive, 11 tooth spline
3558097X	QE296B	Engine	B Series	WC	Front	Rear	Threaded	CUM B engine thru drive, 11 tooth spline
3558211X	QE296B	Engine	B Series	WC	Front	Right	Threaded	CUM B engine thru drive, 11 tooth spline

FLANGE MOUNT COMPRESSORS

11 - REMANUFACTURED PRODUCTS



Core Group CUMQEC

CUMMINS-HOLSET FLANGE MOUNT

- Approximate weight 48 lbs.
- All port locations listed as viewed from the rear of the compressor.
- QE Model

REPAIR KITS

SERVICE #	DESCRIPTION
3559568K	Unloader Minor Kit
3559576K	Valve Major Kit
BN144Y	Installation Kit

SERVICE #	TYPE/MFG.	DRIVE	CATEGORY	COOLING	PORT LOCATIONS		DISCHARGE	NOTES
					INLET	OUTLET		
3558052X	QE296C	Engine	C Series	WC	Left	Front	Threaded	CUM C engine, iron head/cover, thru-drive for p/s pump, intake valve retainer, 11 tooth spline.
3558095X	QE338C	Engine	C Series	WC	Left	Left	Threaded	CUM C engine, 11 tooth spline.

RELATED CUMMINS COMPRESSOR COMPONENTS

SERVICE #	DESCRIPTION
3559571X	Unloader - QE
3559582X	Unloader "B" Auto J - QE
3559586X	Unloader "C" Type - QE
3559511K	Unloader Minor Kit SS Type
3559509K	Unloader Major Kit SS Type
3559570X	Holset QE Head- 3/4"-16 Str thd o-ring water ports
3559591X	Holset QE Head- 3/8" pipe thd (Mack Style) water ports
BN144Y	Gasket Kit for Installation, "B" and "C" Series
BN144N	Gasket Kit for Installation, Standard Case

MIDLAND HEAD ASSEMBLIES

REPAIR KITS

SERVICE #	DESCRIPTION
SN144AY	Installation Kit for KN17091X & KN17092X
SN144Y	Installation Kit for KNT17091X

- Weight - 12 lbs.

SERVICE #	TYPE/MFG.	COOLING	NOTES
KNT17090X	Midland	WC	For EL1300/1600 Compressors
KN17091X	Midland	WC (Rear)	For EL1300/1600 Compressors
KN17092X	Midland	WC (Front)	For EL1300/1600 Compressors

REPAIR KITS

SERVICE #	DESCRIPTION
SN144R	Installation Kit

- Weight - 7 lbs.

SERVICE #	TYPE/MFG.	COOLING	NOTES
KNT17300X	Midland	AC	For EL850 Compressors
KNT17400X	Midland	WC	For EL850 Compressors

WC = Water Cooled

AC = Air Cooled



Core Group 1700



Core Group 1702

GOVERNORS

11 - REMANUFACTURED PRODUCTS

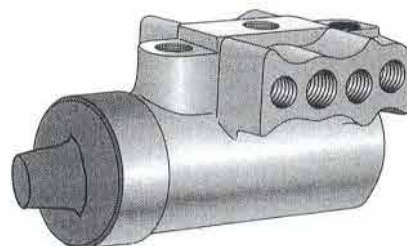
MIDLAND GOVERNORS

Core
Group
302

- Weight - 1 lb.

REPAIR KITS

SERVICE #	DESCRIPTION
RN32W	Maintenance Kit



SERVICE #	PORT THREAD SIZE RESERVOIR	PORT THREAD SIZE UNLOADER	PORT THREAD SIZE EXHAUST	CUT IN PRESSURE	CUT OUT PRESSURE/ RANGE	NOTES
KN18530X	1/8-27 NPTF	1/8-27 NPTF	1/8-27 NPTF	105-110	15-30*	-
KN18531X	1/4-18 NPTF	1/8-27 NPTF	1/8-27 NPTF	105-110	15-30*	-
KN18534X	1/8-27 NPTF	1/8-27 NPTF	1/8-27 NPTF	105-110	15-30*	High Temp

* = Cut out, PSI above cut in.

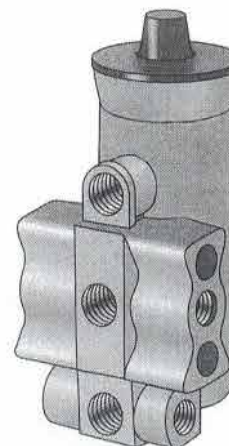
BENDIX GOVERNOR

Core
Group
147D2

- Weight - 1 lb.

REPAIR KITS

SERVICE #	DESCRIPTION
276121K	D2 Maintenance Kit
280915K	D2 High Temp Kit



SERVICE #	PORT SIZE RESERVOIR	PORT SIZE UNLOADER	PORT SIZE EXHAUST	CUT IN PRESSURE	CUT OUT PRESSURE/ RANGE	NOTES
275491X	1/8"	1/8"	1/8"	105-110	15-30	Standard Unit



MISC. COMPRESSORS

CLAYTON WAB

WABCO 90mm

·Approximate weight 25 lbs.

SERVICE KIT #61W11KA1

SERVICE #	TYPE/MFG.	DRIVE	CATEGORY	COOLING	PORT LOCATIONS		DISCHARGE	NOTES
					INLET	OUTLET		
4111425660	WABCO	Engine	Direct Drive	W/C	Front	Rear	Threaded	CFM 19.2 Size - 90mm



CLAYTON WAB

WABCO 80mm

·Approximate weight 30 lbs.

SERVICE KIT #61B01KA1

SERVICE #	TYPE/MFG.	DRIVE	CATEGORY	COOLING	PORT LOCATIONS		DISCHARGE	NOTES
					INLET	OUTLET		
1189495	WABCO	Engine	Perkins	W/C	Front	Rear	Threaded	CFM 16.5 Size - 80mm



CLAYTON WAB

WABCO 90mm

·Approximate weight 29 lbs.

SERVICE KIT #61W11KA1

SERVICE #	TYPE/MFG.	DRIVE	CATEGORY	COOLING	PORT LOCATIONS		DISCHARGE	NOTES
					INLET	OUTLET		
911142000	WABCO/HYSTER	Engine	Hyster	W/C	Front	Rear	Threaded	CFM 19.2 Size - 90mm



TU-FLO 300 VERTICAL MOUNT

·Approximate weight 12 lbs.


SERVICE KIT #229415

SERVICE #	TYPE/MFG.	DRIVE	CATEGORY	COOLING	PORT LOCATIONS		DISCHARGE	NOTES
					INLET	OUTLET		
275113	Eng. Lube	Engine	TU FLO 300	A/C	Left	Right	Threaded	CFM 4
275116	Self Lube	Engine	TU FLO 300	A/C	Left	Right	Threaded	CFM 4

WC = Water Cooled

AC = Air Cooled

Optional Discharge = Top or Left



WABCO REMANUFACTURED AIR COMPRESSORS

HALDEX PART # BSI	OE PART #	HALDEX CORE GROUP	APPLICATION	SIZE	CFM
9111535200X WABCO	3558163	WAB1	CUMMINS L, M, N	85MM	18.7
9111535400X WABCO	303GB5129M	WAB2	MACK THRU DRIVE	85MM	18.7
9111535100X WABCO	3681904 3681902 3103413	WAB3	CUMMINS ISX	85MM	18.7
9111545000X WABCO	3944460 3948842 3976362	WAB5	CUMMINS B SERIES	75MM	15.2

IN STOCK AND READY FOR IMMEDIATE SHIPMENT.



TU - FLO® 1400L COMPRESSOR 4 CYL.

BSI PART #	OE PART #	APPLICATION	CFM
TF1400	108779	D.D. O° TILT	31
TF1400	104583	CAT 3406B	31
TF1400	104584	MACK 6 CYL *(for c/o see Mack bulletin PRO-01-7)	31

IN STOCK AND READY FOR IMMEDIATE SHIPMENT.

TO INCREASE THE LIFE OF YOUR NEW COMPRESSOR, BE SURE TO CHANGE:

◆YOUR GOVERNOR

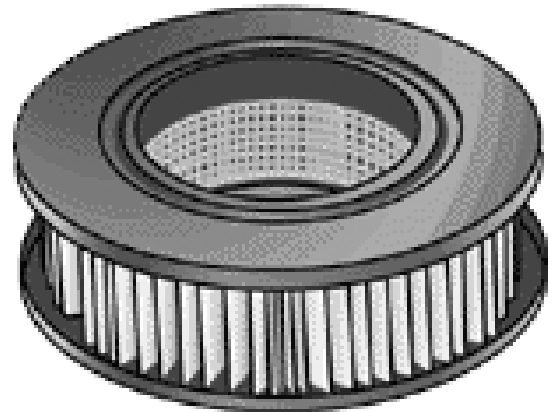
Part #275491



◆YOUR INTAKE FILTER

Part #100696A 3.0 in.

Part #100696E 4.30in.



◆YOUR DISCHARGE LINE


“Made to Order”



**AND INSTALL AN AIR DRYER OR CHANGE THE FILTER.
LOOK TO BSI FOR THE FINEST REMAN PRODUCTS.**

ACCESSORIES - AIR CLEANERS

AIR CLEANERS

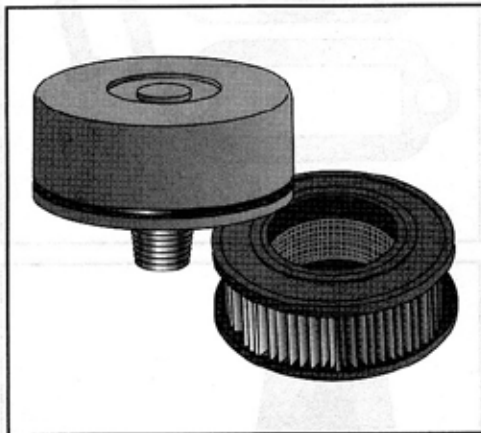


KN19000 Service Part Number

100783A OEM Part Number

- For use with EL740 Compressors only.
- Mounting centers - 2.75.
- Overall height - 3.48.
- Mounts flush with compressor intake for application on Midland or competitive compressors with flanged intake.
- Includes **100696A** element.

NOTE: Use with EL1300, EL1600 or EL3200 compressors will void warranty.

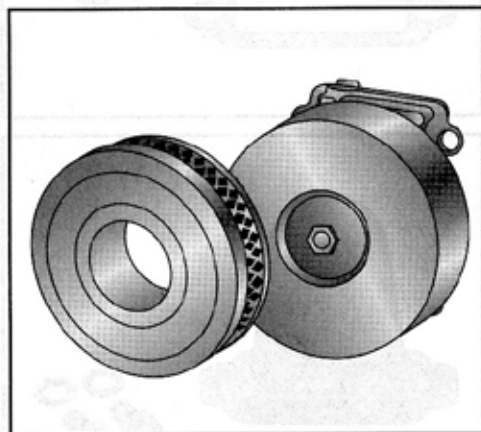


KN19010 Service Part Number

100783B OEM Part Number

- For use with EL740 Compressors only.
- Mounting thread size - 3/8-18 NPTF.
- Diameter - 3.00.
- Screw-on mounting for application on 7.4 or EL740 compressor models with threaded intake ports.
- Includes **100696A** element.

NOTE: Use with EL1300, EL1600 or EL3200 compressors will void warranty.



KN19040 Service Part Number

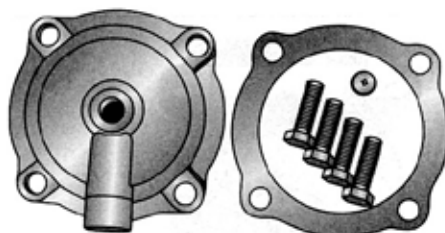
100783E OEM Part Number

- For use with all compressor types.
- Mounting centers - 2.75.
- Overall height - 4.44.
- Diameter - 4.30.
- Provides greater atmospheric air intake capacity. Suitable for mounting on Midland and competitive model compressors. May also be remote mounted by using accessory intake manifold connector kits SN3711AC, SN3711AD, plus 3/4" ID hose (cut to length), hose fittings and hose clamps.
- Includes **100696E** element.

ACCESSORIES - REPAIR KIT & CHANGEOVER KITS

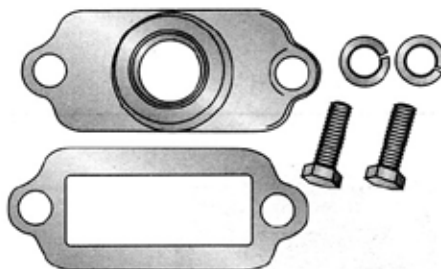
END CAP (REAR) REPAIR KIT

- Service Part Number RN26HH.
- For use with EL850, EL1300, EL1600, EL3200 compressors with ball bearing style rear main bearing.




MANIFOLD KIT (INTAKE)

- Service Part Number SN3711AA
- Pipe - 1/2".
- Mounting centers - 2.75.




MANIFOLD KIT (INTAKE)

- Service Part Number SN3711AB
- Pipe - 1/2".
- Mounting centers - 2.75.

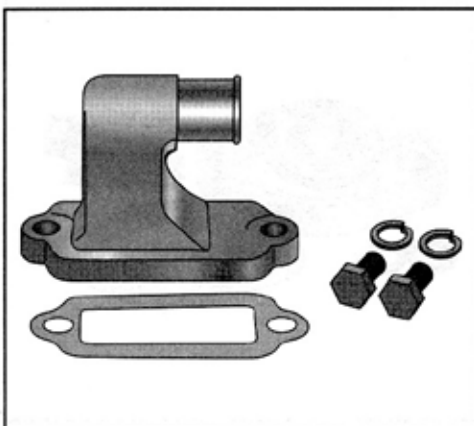


MANIFOLD KIT (INTAKE)

- Service Part Number SN3711AC
- Pipe - 3/4".
- Mounting centers - 2.75.

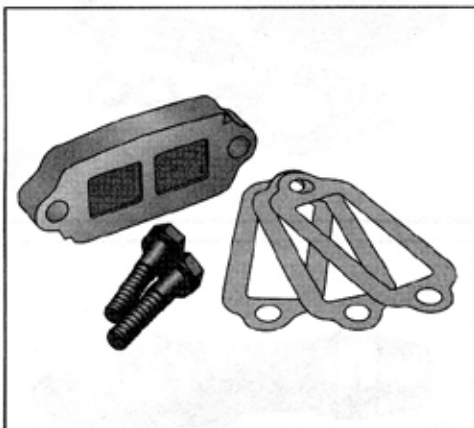


ACCESSORIES - CHANGE OVER KITS



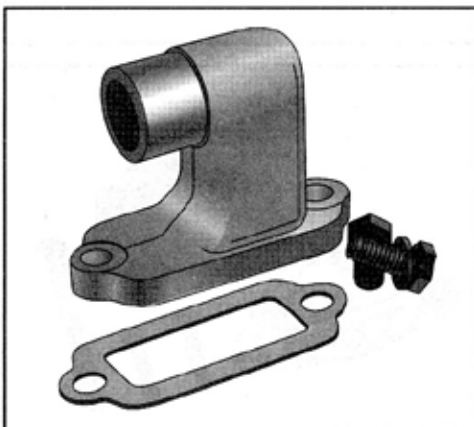
MANIFOLD KIT (INTAKE)

- Service Part Number
SN3711AD
- Hose - 3/4".
- Mounting centers - 2.75.



INLET CHECK VALVE

- Service Part Number
SN3711AJ



MANIFOLD KIT (INTAKE)

- Service Part Number
SN3711AK
- Hose - 1".
- Mounting centers - 2.75.

ACCESSORIES - CHANGEOVER KITS

MANIFOLD KIT (DISCHARGE)

- Service Part Number SN3711J
- For all EL1300/EL1600 compressors.
- Manifold pipe - 1/2" NPTF.




MANIFOLD KIT (DISCHARGE)

- Service Part Number SN3711K
- For all EL1300/EL1600 compressors.
- Manifold tube - 5/8".



MANIFOLD KIT (DISCHARGE)

- Service Part Number SN3711L
- For all EL1300/EL1600 compressors.
- Manifold tube - 5/8".

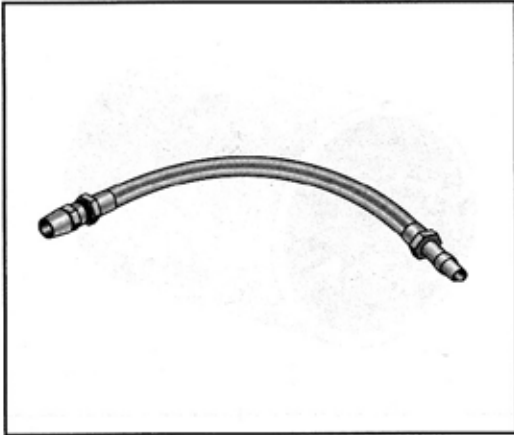


MANIFOLD KIT (DISCHARGE)

- Service Part Number SN3711AH (SIDE OUTLET)
- For all EL1300/EL1600 compressors.
- Manifold pipe - 1/2" NPTF.



ACCESSORIES - CHANGEOVER KITS

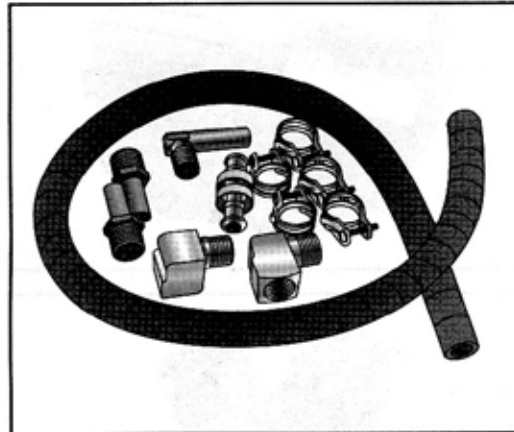


DISCHARGE LINE KIT

- **Service Part Number**

KN17500	18"	(FLEXIBLE)
KN17501	24"	(FLEXIBLE)
KN17502	36"	(FLEXIBLE)
KN17503	48"	(FLEXIBLE)
KN17504	60"	(FLEXIBLE)

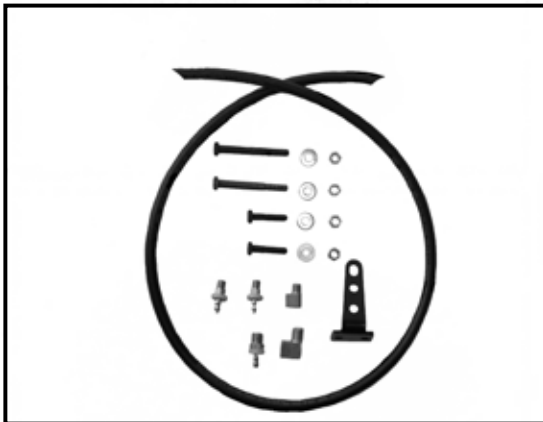
- 5/8" Fittings both ends.
- Ferrule and nut included.
- For easy changeover from a Bendix side mount discharge to a top discharge Midland compressor.



WATERLINE CHANGEOVER KIT

- **Service Part Number**
SN3502 (UNIVERSAL)

- The universal waterline kit provides all required components to hook up engine coolant lines to any Midland EL1300 or EL1600 air compressor. 24" of 1/2" ID water hose is included in the kit.



Governor Remote Mounting Kit

- **Service Part Number**
564011B (UNIVERSAL)
- The Universal Remote Mounting Kit can be used with most compressors. Mounting the governor up to four feet away from the compressor enables the governor to be in a cooler and cleaner environment to help prolong the life of the governor.

COMPRESSOR MAINTENANCE

TROUBLESHOOTING INFORMATION

CONDITION	POSSIBLE CAUSE	RESOLUTION
Compressor fails to maintain sufficient pressure or adequate air supply.	Dirty air cleaner.	Clean or replace element as necessary.
	Restriction in compressor cylinder head intake discharge cavities or line.	Repair or replace as necessary.
	Leaking or broken inlet or exhaust valves.	Repair or replace valves as necessary.
	Drive belt slipping.	Adjust or replace belt.
	Excessive system leakage.	Check all fittings and connections.
	Defective governor.	Repair or replace governor as necessary.
	Governor with improper setting	Adjust governor as necessary.
	Gauge defective.	Replace gauge as necessary.
Noisy operation.	Loose drive pulley.	Tighten, repair or replace pulley as necessary.
	Restrictions in cylinder head or discharge line.	Repair or replace as necessary.
	Worn or burned out bearings.	Repair or replace as necessary.
	Compressor not getting proper lubrication.	Service lubrication system as necessary.
	Excessive wear.	Overhaul or replace compressor as necessary.
Compressor not unloading (excessive pressure).	Defective unloader pins or seals.	Replace pins/seals as necessary.
	Defective governor.	Repair or replace governor as necessary.
	Reservoir line to governor restricted.	Repair or replace line as necessary.
	Unloader mechanism binding or stuck.	Repair unloader as necessary.
	Gauge defective.	Replace gauge as necessary.
Compressor passes excessive oil.	Excessive wear.	Overhaul or replace compressor as necessary.
	Dirty air cleaner.	Clean or replace element as necessary.
	High inlet vacuum (obstructed intake).	Service intake as necessary.
	Small or restricted oil return line flooding compressor.	Repair or replace return line as necessary.
	Excessive oil pressure.	Service lubrication system as necessary.
	Defective or worn seal in rear bearing cap.	Replace seal as necessary.
	Piston rings improperly installed.	Remove and reinstall as necessary.
	Back pressure from engine crankcase.	Check engine ventilation system, excessive engine blow by (piston rings).
	Intake pipe restricted; too long or too small.	Repair or replace pipe as necessary.



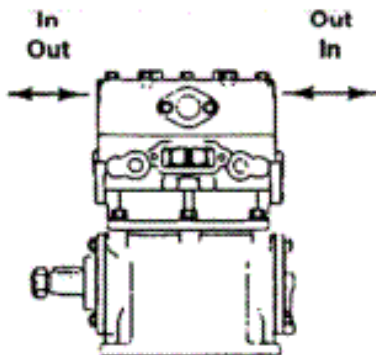
Technical Service Aid

ALL WATER COOLED BENDIX AND MIDLAND AIR COMPRESSORS

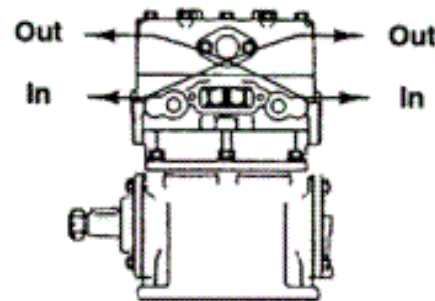
To ensure good performance from your new compressor, the following checks are recommended:

- 1.) Check air discharge line to ensure that there is no carbon build-up or restrictions to the main air tank.
- 2.) Check oil supply pressure to inlet oil port for proper pressure (minimum 10 PSI).
- 3.) Check oil return line for sludge build-up or restrictions. This can cause oil pumping in the compressor by flooding the cylinder walls.
- 4.) To ensure proper cooling, the water inlet and outlet must flow across both cylinders. Under no circumstances should the side ports on the head or block be used as water connectors. *The pressure supply must enter through the block to ensure proper compressor cooling.

Preferred-Straight through the head



*Alternate



- 5.) Do not use Teflon tape or liquid Teflon on pipe threads. Use #2 Permatex. Also, water line size must be a minimum of 1/2 inch diameter and water flow rate of 2 1/2 gallons per minute at 2400 rpm (compressor rpm).

It is recommended that a BSI SN 3711 AJ Inlet Check Valve be installed at the air intake manifold on naturally aspirated compressors only. This one-way reed type check valve isolates the top of the compressor from the engine intake. The valve will allow approximately 2 to 3 PSI pressure to build up on top of the pistons when the compressor is not pumping. Therefore, the engine crankcase pressure will not blow oil into the air system.

On compressors which receive their induction air supply from the pressure side of the engine turbo-charger, the IRV (Inlet Regulation Valve) is recommended to regulate compressor inlet pressure to 10 PSI. The IRV may **not** be used in conjunction with single cylinder compressors.



BSI FREIGHT TERMS AND POLICIES

Terms are Net 10th prox. Purchases not paid promptly will be assessed a service charge as outlined on invoices and will place the account in a past-due category. Shipments will not be forwarded to past-due accounts, except on a C.O.D. basis.

#1 Freight Prepaid on BSI Products.

Must order at least \$2000.00 of BSI products, not including core charges, to receive prepaid freight.

*additional product lines shipped on the same invoice will be invoiced the additional amount of the total freight bill

#2 Freight Prepaid on PBD Products.

Must order at least \$800.00 of PBD products to receive prepaid freight.

*additional product lines shipped on the same invoice will be invoiced the additional amount of the total freight bill

#3 Back Orders.

If back ordered items originally qualified for prepaid, it will be shipped prepaid.

#4 Freight Carrier Policy.

All shipments and back orders will be shipped with BSI's choice of freight carrier.

#5 Core Returns.

Cores must be returned within 90 days of purchase to receive core credit.

BRAKE SYSTEMS, INC.
WARRANTY POLICY TERMS AND CONDITIONS
FOR REMANUFACTURED GOODS

Brake Systems, Inc. warrants that products furnished by it will be free from defects in materials and workmanship until the first of the following occurs:

BOOSTERS:	90 days after delivery of the product to the ultimate user applies to: Air Pak's Bendix and Midland Bendix Third Series Midland Push Thru and Frame Mount Bendix, Midland, Delco and Foreign Automotive Push Thru units Hydro Boost, Bendix Hydro-Max, Delco Hy-Power and Dual Power units 180 days after delivery of the product to the ultimate user applies to: Bendix Fourth Series and Convac
COMPRESSORS:	1 year after delivery of the product to the ultimate user; 100,000 miles of operation on highway vehicles; 2,000 hours of operation on other types of equipment. The TF1000 and Cummins Twin are not covered under the terms of this warranty.
CONVAC PUMPS:	90 days (3M) Convac pumps.
FAN HUBS:	180 days (6M) fan clutches. Rockford Hydraulic fan hubs are not covered under the terms of this warranty.
LUCAS:	90 days (3M) wheel cylinders and backing plate assemblies.
ROTO CHAMBERS:	90 days (3M) roto chambers.
VALVES:	180 days in effect after delivery of the product to the ultimate user; 25,000 miles of operation on highway vehicles; 2,000 hours of operation on other types of equipment.

This warranty does not extend to 1.) any losses due to misuse, accident, abuse, neglect, normal wear and tear, or improper installation, maintenance or application; 2.) products that have been repaired or altered outside of Brake Systems, Inc. factory unless authorized in writing by Brake Systems, Inc.; or 3.) any labor charges for removal and/or replacement of the nonconforming or defective brake product or part thereof.

In the event that claims are made with regard to the defective product, the responsibility of Brake Systems, Inc. is limited to repairing or replacing any units which shall, within the provisions of the warranty specified above, be returned with transportation charges prepaid, and found to be defective. All warranty claims shall be presented within thirty (30) days after the defect is discovered.

The foregoing states Brake Systems' sole responsibility for breach of this warranty. In no event shall Brake Systems, Inc. be liable for consequential damages.

No other warranty, whether expressed or implied by operation of law or otherwise (including any warranty of merchantability, fitness or performance), shall exist in connection with the sale or use of any product sold by Brake Systems, Inc.



BRAKE SYSTEMS, INC.



2221 N.E. HOYT PORTLAND, OR 97232

503-236-2116 FAX 503-239-5005

TOLL FREE 1-800-452-5734



PRODUCT LINES <div> WWW.BRAKESYSTEMSINC.COM email: brakesystems@brakesystemsinc.com </div>	
DISTRIBUTOR OF:	
AIR CYLINDERS	MIDLAND HALDEX BRAKE PRODUCTS
BENDIX - POWER BRAKES HYDRAULICS & COMPRESSORS	PBD REPLACEMENT AIR VALVES
BLUE OX EXHAUST BRAKES	REXROTH INDUSTRIAL CONTROLS WABCO
C/R,SKF AIR DRYERS, BEARINGS	TSE SPRING BRAKES
CARLISLE INDUSTRIAL BRAKE PRODUCTS	VELVAC BRAKE & ELECTRIC PRODUCTS
CHICAGO RAWHIDE AIR DRYERS	WAGNER / FEDERAL MOGUL
DELCO BOOSTERS & VACUUM PUMPS	WEATHERHEAD HOSE & FITTINGS
DEL HYDRAULIC	WILLIAMS CONTROLS - AIR VALVES & ELECTRONIC THROTTLES
ELECTRONIC THROTTLE CONTROLS	ZERO-RUST
EUCLID / SEALCO/ARVIN-MERITOR	MANUFACTURER OF: SPECIALTY ELECTRONIC THROTTLE & BRAKE PRODUCTS
FIRESTONE - RIDE RITE	EXHAUST BRAKES - BLUE OX
GROVER AIR HORNS	AIR CYLINDERS - BSI & WILLIAMS
HAYES LEMMERZ CONTROLLERS	AIR VALVES - BSI & WILLIAMS
HORTON FAN CLUTCHES	REMANUFACTURER OF:
 SUPER STORE	BRAKE BOOSTERS
KIP SOLENOIDS	LUCAS/GIRLING BACKING PLATES
LOCKTITE	AIR VALVES, FAN HUBS
MAGNETEK / PATRIOT / GEMCO / WAGNER INDUSTRIAL BRAKE PRODUCTS	PRESSURE CONVERTERS
MGM SPRING BRAKES	INDUSTRIAL CALIPERS
 BRAKE PRODUCTS	AIR COMPRESSORS

08/10

37

WWW.BRAKESYSTEMSINC.COM